


2012

ANNUAL CATALOG & EDITORIAL SPECIAL

CHIAPPA[®] firearms

MAKING HISTORY



HISTORICAL REPLICAS

TRADITIONAL FIREARMS

MILITARY REPLICAS

FIREARMS FOR THE FUTURE

THE CHIAPPA GROUP



I am very thankful to our customers and to the whole Chiappa Firearms team. We have been working together on a very engaging project, the RHINO revolver, for the past two years. The success of this innovative gun has been enormous, by far exceeding our most positive expectations. Apart from the commercial success, I feel very proud of the way we managed to develop a pioneering project and of the courage that we and our customers showed when we chose to embrace the Rhino program with enthusiasm, even in a moment of strong market recession.

My compliments and my gratitude to all!

*Rino Chiappa
President & CEO
Chiappa Group*



A FAMILY TRADITION

Chiappa Firearms can boast a glorious history: the founder Ezechiele Chiappa founded Armi Sport in 1958, and was among the pioneers who gave birth to the replica firearms world.

The activity developed along the years into an industrial corporation including Armi Sport (defense and target shooting revolvers, replica firearms), Kimar (blank, signal and small caliber guns), ACP (laser training system), Costa (metal surface treatment), Chiappa Firearms Ltd (branch company in Dayton, Ohio). The group is still proudly owned and controlled by the Chiappa family.

The production plant in Azzano Mella (Brescia, Northern Italy) has been structured in order to guarantee a flawless production flow, a cutting edge automation at top level in the field, and optimization of logistics. Artisanal abilities (such as manual finishing and oiling of the stocks) cohabit with advanced technology (the CAD/CAM system manages the full production flow, from design to machining to deliveries). All components are manufactured in house, even moulds and machining tooling – which assures an excellent quality/price ratio for all Chiappa products.



Ezechiele Chiappa



Chiappa Firearms, Ltd.
Dayton, Ohio



COMPANY NUMBERS

Year of foundation: 1958

Owner: Chiappa Family

Production plant area

Armi Sport/Kimar (Azzano Mella, Italy) 10.000 m² / 107,652 ft²

Chiappa Firearms (Dayton, USA): 800 m² / 8,611 ft²


Costa (Flero, Italy) 1500 m² / 10764 ft²

Yearly turnover: 18 MIO US\$


No. of employees: 80

Exporting to: 62 countries worldwide

by Willem Bonneux



The Chiappa Group: Pioneers of the gun world



For more than 50 years now, the Italian Chiappa family are definitely leaving their mark on the gun world. Not only is the Chiappa Group one of the leading manufacturers of historic replica firearms, they are also firmly rooted in the production of blank and sporting guns, not even mentioning their other industrial activities.

Gun Trade World sets out to uncover a success story that started out in the famous Italian Valtrompia valley near Gardone. Rino Chiappa, the company president, is our guide.

SPOTTING OPPORTUNITIES


Originally founding father Ezechiele Chiappa started his company Armi Sport in 1958.

He was among the pioneers who gave birth to the world of historic replica firearms. Spotting a demand for high quality blank guns, Chiappa founded Kimar in the mid '80s. With Kimar, the Chiappa Group began to take shape, and the industrial organization of the factory took an incisive turn.

Two different production methods started to cohabit under the same roof: an artisanal, piece-by-piece activity required for producing replica firearms and a standardized high-volume production of blank guns.



Die-casting mould for pistol frame



1958: assembly line for Kentucky pistols

In 1987 Ezechiele Chiappa's son Rino took over at the helm of the company giving a strong impulse commercially while also focusing on further technological innovations.

The whole manufacturing process was completely industrialized by introducing modern machining techniques and a thorough control of the production flow.

Today the Chiappa Group is an industrial corporation including Armi

Sport (replica firearms, target shooting, defense), Kimar (blank, signal and small caliber firearms), ACP (laser training systems), Costa (metal surface treatment) and Chiappa Firearms Ltd (USA branch in Dayton). The group is still owned and managed by the Chiappa family.

INTERNATIONAL PRESENCE

Since Ezechiele Chiappa started production in 1958, more than 2 million guns have been produced by the companies of the Chiappa Group.

The average yearly production amounts to about 70.000 guns in total, distributed in 62 countries all over the world. With Canada and the USA, North America remains a huge market for the Chiappa Group; this is the reason why the commercial branch in the USA with the relevant production plant was established in 2007.

Other major markets are Australia, France and Spain. For all these markets, Chiappa mainly works with local distributors.

Their next step is to establish a presence in each single European country and to further penetrate the Asian markets.



NC Workshop

The latter in particular have a growing appetite for .22lr guns.”

In the past 3 years Chiappa's best sellers were mainly the small caliber .22lr guns, namely the single action SAA 1873-22 revolver, the 1911-22 pistol and the M4 carbine.

Rino Chiappa states: “The popularity of these small caliber guns can be explained by the relative ease with which they can still be purchased in many markets without legal restrictions.

Shooting inexpensive ammunition, these guns are also very popular for training and educating young shooters.”

Next to .22lr guns, muzzle loading guns are also gaining ground, especially in Western Europe.

BALANCING TECHNOLOGY AND CRAFTSMANSHIP

When producing historical replica



Programming a NC lathe

firearms, design is fundamental to obtain a high quality product, with production respecting minimal tolerances in casting, presswork or machining.

The components of Chiappa Firearms' replicas have such a constant and precise size, that they can be used on original historic firearms without any further manual adjustment.



3-D programming

With a fully computerized production chain employing CAD-CAM, each component is designed on computer through a 3-D system. An assembly simulation is made before manufacturing prototypes.

Afterwards, machining instructions are transferred directly to the machining devices: this is the only way to obtain absolute precision.

To produce historic replica firearms, Chiappa employs reverse engineering techniques. A 3-D scanner detects measurements with extraordinary precision. This scanner is able to reproduce anything into a 3-D computerized drawing – for instance the shape of an original antique weapon.

Chiappa produces both small and large metal components as well as plastic



3-D machine to verify parts dimensions during production.



Programming a NC milling machine

components in-house, even casting moulds and machining tools are designed and built by Chiappa to guarantee maximum reliability and production continuity.

All steel parts are turned from steel bars or milled from solid steel blocks.

“High precision turning machines can produce very small metal parts, machining steel bars with the tightest of tolerances. The CNC milling machines can mount many different machining tools to carry out countless contemporaneous machining operations.



NC machining of pistol breech block

The final result of machining precision, final bolstering with porcelain pebbles and hand polishing of all parts yield perfectly smooth and fluid actions in our products.

Costa Giampietro, a Chiappa Group company that specializes in the surface treatment of metal parts, does all of the Chiappa Products blueing, nickel-plating, and polishing in Italy, thus guaranteeing a perfectly smooth and eye-pleasing finish time and time again.

The fitting of wood and metal parts is performed manually in two separate steps. Raw wood and metal parts are assembled and polished together.

After which the parts are again disassembled and numbered. Barrels and receivers are sent to the Proof House with rough stocks (which are often damaged during the tests), wooden parts are



Office personnel

coloured and hand oiled, while metal parts are polished and tempered.

Finally all parts are re-assembled, insuring that the wood to metal fit is perfect. Fitting this way is an expensive operation, in terms of time and cost. “The pleasure of looking at, and handling a firearm with perfect wood to metal fit, is however incomparable” assures Mr Chiappa.

All stocks and forends are manually oiled 3 to 4 times. Though manually oiling is a lot more expensive than varnishing, hand oiling respects traditions and has a distinct advantage. In case an oiled stock is scratched, it can be restored by sanding and



Blueing and nickel finish



Various stage of assembly of handguns

re-oiling the scratched area. A varnished stock meanwhile is not repairable.

Constantly investing in leading edge machinery, logistics organization, employment of specialized and professional workers Chiappa says can guarantee a reliable, qualitative, and cost competitive



Polishing of a muzzle loading rifle stock



First stage of manual oiling of a stock

production. “Balancing technology, high volume/ high precision production methods and craftsmanship gives our company a real edge,” says Rino Chiappa. “As soon as we spot a need in the market, we can adapt and grab the opportunity.”

THE CHIAPPA PRODUCE

The Chiappa Group boasts an extremely rich range of products. From replica firearms to blank guns, small caliber guns, competition firearms...

Chiappa always aims to offer excellent value for money. Every single product is accompanied by a flowchart with production and testing procedures, to ensure the product corresponds entirely to Chiappa quality standards.

Always coming up with new models – for example, 6 new models and new versions in 2011 alone, Chiappa made a big leap when introducing the Rhino



Handguns assembly line



Receivers of model 1892 LA



m4-style-22 Lowers, partially assembled

revolver lineup with an all new concept. Instead of putting the barrel on the revolver frame to use the top chamber of the cylinder, the barrel is located in the middle of the gun and so fires from the bottom chamber of the cylinder.

This unconventional, daring design results in minimal felt recoil with virtually no muzzle jump, not even with a 2” barreled Rhino in .357 Magnum.

Also available in other barrel lengths and configurations, the Chiappa Rhino makes for a truly innovative revolver concept. The Rhino is also proof of Chiappa’s high-precision production expertise and design capabilities.

The interview to Rino Chiappa is ending with a question on their long term goals, and his vision on the future of the firearms industry.

“Some goals are of the material kind, some of the ideal. An ideal goal for us is to spread the culture of traditional hunting,

which is carried out in a spirit of respect for nature, and the culture of “healthy” shooting sports, based on the respect of safety rules and uniting people of any age and nationality.

As to firearms industry, I think that the future will require a great capability of adapting to the market, a great technical knowledge and high-productivity, high-precision machinery.

All things that we have in abundance, enhanced with the fact that we’re never afraid to embark on new adventures.”



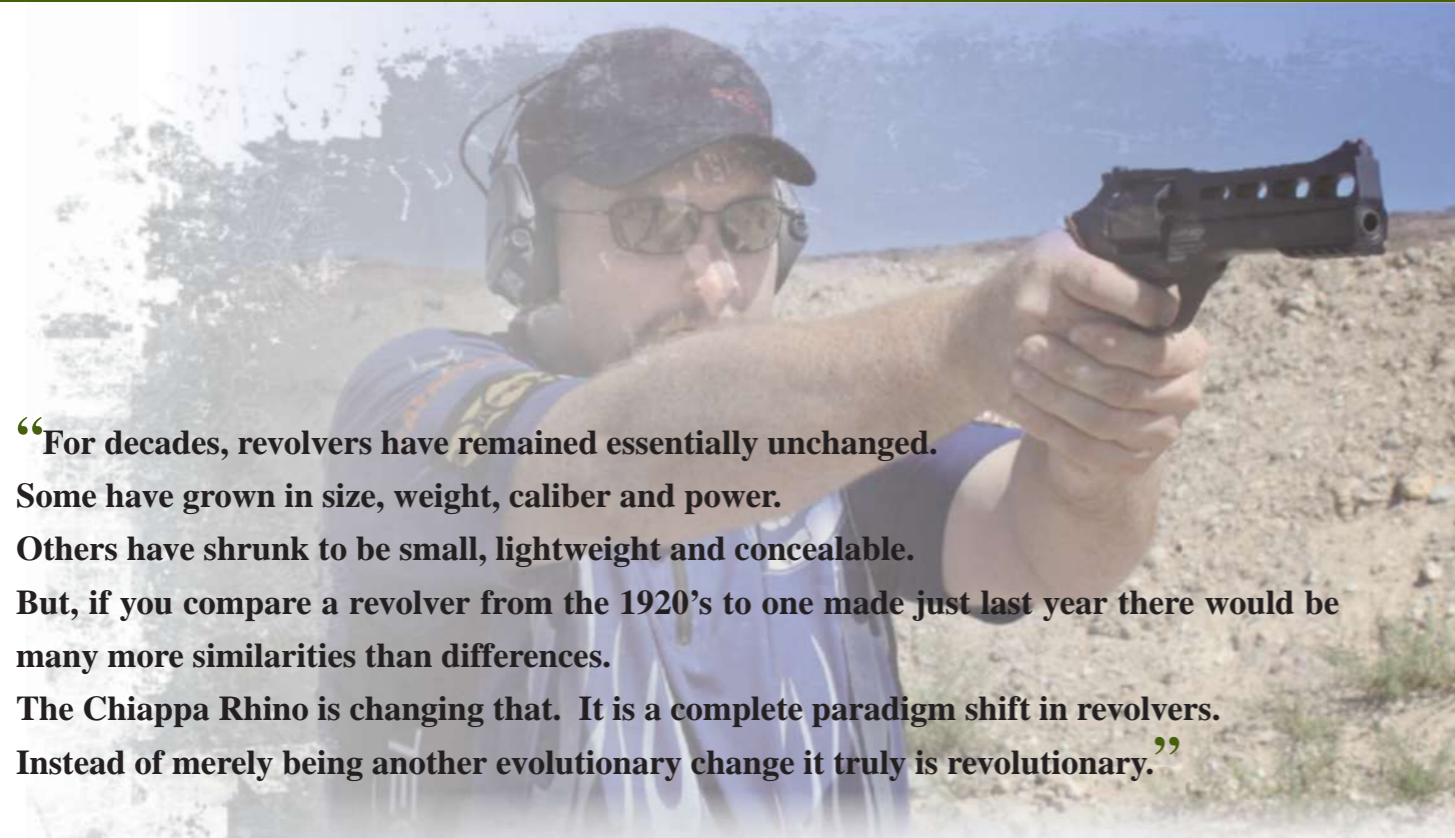
Rhino cylinders before assembly



1892 Rio Bravo Lever during NC machining



Sharps barrels after machining the cartridge chamber



“For decades, revolvers have remained essentially unchanged. Some have grown in size, weight, caliber and power. Others have shrunk to be small, lightweight and concealable. But, if you compare a revolver from the 1920’s to one made just last year there would be many more similarities than differences. The Chiappa Rhino is changing that. It is a complete paradigm shift in revolvers. Instead of merely being another evolutionary change it truly is revolutionary.”



forward to in an alloy framed revolver. To my surprise I had just fired a cylinder full of Magnums. Stuffed full of .38 Specials, the gun feels more like shooting a .22 Long Rifle. At least in terms of muzzle flip. There is still a bit of push back in the hand. Since the bottom cylinder fires, a conventional hammer would not have worked. Instead the revolver is striker fired and the mechanism is internal. The trigger does feel different from old school revolvers. Not bad, just different. The trigger is also easily tunable using different springs. 5 pound pulls can easily be achieved, as long as the proper ammunition is used.

The Rhino has real potential for competitive shooting. I’m looking forward to getting my hands on one for a more in depth test and trying it out at some USPSA, Steel Challenge and ICORE events.

Chuck Anderson

*Professional Handgun Competitor / Instructor
Multiple USPSA Handgun Champion
Contributor / Writer Front Sight Magazine*

The first of the revolutionary changes is where the gun fires from. Instead of firing from the top of the cylinder it fires from the bottom. While it doesn’t seem like much of a change, you really have to shoot it to feel the difference. The recoil in the gun comes straight back into the hand. There is little to no muzzle flip.

The first time I fired the gun the recoil was so light and flip non existent I asked if they had any .357 Magnum rounds to try. Not something I’d normally look

RHINO - A REVOLVER REVOLUTION

Modern revolvers are basically an evolution of the systems designed in the 19th century. While the latter were based on a manual adjustment of each single weapon, the impossibility of manual adjustment by modern revolvers highlights all the conceptual defects of the old mechanics.

Rhino is the first revolver with truly modern mechanics, designed for a serial, industrial production. Each component is machined from solid steel with the most modern machinery available in the gun industry today. The result is an ultra smooth action, a perfect trigger pull, greater fluidity, lightness and steadiness when shooting.

The appearance is like no other revolver you have ever seen. Typically a revolver fires from the top most chamber which is aligned with the barrel. The new Chiappa Rhino barrel is aligned with the bottom most chamber which is the key component to Rhino’s tame characteristics. Due to the lower position of the barrel, the Rhino’s appearance is abstract from any other revolver design.

The position of the barrel lowers the center of gravity and yields a centerline of the bore more in line with the shooters arm allowing for the most natural “point ability” while engaging a target. The natural “point-ability” is only the start of where the Rhino stands alone, this characteristic drastically reduces both recoil and muzzle flip which insures subsequent shots to be on target faster than ever before. The reduction of the recoil allows for the use of ultra light alloys to be used in the construction of the Rhino minimizing any adverse effect. The flat sided cylinder design of the Rhino reduces the typical revolver profile allowing greater concealment.



REVOLVER ERGONOMICS

Defense revolvers, due to their reduced size and weight, are unpleasant to use. The hilt is often very thin, the muzzle flip is strong as the fulcrum is relatively high. The negative consequence is that those who use this type of handgun for personal defense, mostly neglect training.

Rhino gives a new dimension to revolver ergonomics: its compact shape is not comparable to any other handgun of the same caliber and class.

Continued on page 10

Continued from page 9

The cylinder has a hexagonal section, so you will always have a flat surface against your body, for maximum comfort. The cylinder release is designed to allow you to open the cylinder easily with one hand. The grip of the revolver can be either wood or neoprene, and designed to allow for a steady grip even if your hands are sweating; sporting / competitive versions are available with three grip sizes to perfectly fit the hand and the style of the shooter.

The position of the barrel on the Rhino is about 3cm (1.20") lower than a standard revolver, the overall ergonomics and the angle of the grip allow overall handling of the gun to be about 1 cm (0.3") higher than average.

The physical traits of the Rhino lower the recoil and muzzle flip when compared with other revolvers. These differences are due to the amplification that the standard designed revolver has and the effect of the "lever of a force". In comparison, the Rhino has a decrease of the forces at the grip of about 60% due to the shape of the grips and innovative design.



All Rhinos have fluo front sight - medium wooden grips on 4"-5"-6" and small neoprene grip on 2" models - 4"-5" models with adjustable rear sight - 6" models with fluo adjustable rear sight



All Rhino models with 2" barrel length include a brown leather holster

RHINO REVOLVER 20DS

Model: White Finish DS (Double & Single Action)
Caliber: 357 Mag, 40 S&W, 9x21 (9 mm)
Barrel length: 2"



RHINO REVOLVER 20DS

Model: Black Finish DS (Double & Single Action)
Caliber: 357 Mag, 40 S&W, 9x21 (9 mm)
Barrel length: 2"



RHINO REVOLVER 20D

Model: Black Finish D (Double Action Only - Hammerless)
Caliber: 357 Mag, 40 S&W, 9x21 (9 mm)
Barrel length: 2"



RHINO REVOLVER 40DS

Model: "DS" (Double & Single Action)
Caliber: 357 Mag, 40 S&W, 9x21 (9 mm)
Barrel length: 4"



RHINO REVOLVER 50DS

Model: "DS" (Double & Single Action)
Caliber: 357 Mag, 40 S&W, 9x21 (9 mm)
Barrel length: 5"



Rhino's steel finish consists of an exceptional "hard chroming", as it is informally called. The special coating contains ruthenium, a metal of the platinum group; a polyvalent, hard white metal which gives the surface an outstanding resistance and an elegant matt finish.



RHINO REVOLVER 60DS

■ Model: "DS" (Double & Single Action)
 Caliber: 357 Mag, 40 S&W, 9x21 (9 mm)
 Barrel length: 6"

THE REVOLVER EVOLUTION

The unique design of the Rhino which includes the barrel aligned to the bottom chamber, overall ergonomics and a new design of inner mechanics, yields a revolver that has evolved into the most natural pointing and comfortable handgun ever produced! The felt recoil and a dramatic reduction of muzzle flip provides outstanding performance in defense and target shooting.

All Rhino models in caliber .40S&W and 9x21 (9 mm) are supplied with a set of 5 moonclips

Combination number	Application	Hammer lever	Return lever	Main spring	Weight	Performance	Advised primer
1	Standard	Standard	Standard	Standard	Kg. 4,60	Standard	Commercial
2	Light	Modified	Standard	Standard	Kg. 4,00	Rather light trigger pull, standard trigger return	Commercial, not hard
3	Target shooting	Standard	Modified	Modified	Kg. 3,20	Light trigger pull, quick trigger return	CCI type or lighter
4	Target shooting	Modified	Modified	Modified	Kg. 2,80	Very light trigger pull, quick trigger return	Federal only
5	Target shooting	Modified	Standard	Modified	Kg. 2,50	Extremely light trigger pull, standard trigger return	Federal only

TRIGGER ASSEMBLY KIT

We have developed a trigger kit yielding a different performance depending on the assembly of the components. The trigger kit increases the Rhino's performance to the greatest degree enhancing both double action pull and single action release. The conversion kit includes three main components which may be combined with the same elements of the standard version:


Hammer lever: the standard version entails a heavier trigger pull than the modified version. **Return Lever:** the modified version entails a quicker trigger return than the standard version. **Main spring:** the standard version entails a heavier trigger pull than the modified version.

The Trigger Assembly Kit is designed for professional use and can be assembled exclusively by the manufacturer when purchasing the revolver, or by a professional, authorized service center. Please note that due to the lighter pull obtained, some of these kits may not be suitable for defensive purposes and should not be utilized in a "Duty" revolver.



What about a holster for my Rhino?

Chiappa has you covered! The Rhino accessories include quality Italian made holsters such as: Leather concealed carry for the 2" & 4" & sporting models for the 5" & 6" Rhinos that feature belt attachment and shoulder carry. For the competitive spirit we have the Ghost International competition holster that accommodates the 4" through 6" Rhinos and their Techno-Polymer convertible holster that features up to 1.5" belt or paddle option for the 2" models that are perfect for carry & practical competition.



For more details on our accessories line please go to pages 120-126.

Model	Caliber	Barrel length		Total length		Grooves and twist rate	Finish	Weight		No.shots
		IN	CM	IN	CM			KG	LBS	
Rhino 20D (200D USA)	357 Mag	2"	5	6" 1/2	16,4	6 1x19 in	Black/White	700 gr	1,5	6
Rhino 20DS (200DS USA)	357 Mag	2"	5	6" 1/2	16,4	6 1x19 in	Black/White	700 gr	1,5	6
Rhino 40DS	357 Mag	4"	10	8" 1/2	21,5	6 1x19 in	Black/White	850 gr	1,87	6
Rhino 50DS	357 Mag	5"	12,7	9" 1/2	24	6 1x19 in	Black/White	895 gr	1,97	6
Rhino 60DS	357 Mag	6"	15,2	10" 1/2	26,6	6 1x19 in	Black/White	936 gr	2,06	6
Rhino 20D (200D USA)	40 S&W	2"	5	6" 1/2	16,4	6 1x16 in	Black/White	660 gr	1,4	6
Rhino 200DS (200DS USA)	40 S&W	2"	5	6" 1/2	16,4	6 1x16 in	Black/White	660 gr	1,4	6
Rhino 40DS	40 S&W	4"	10	8" 1/2	21,5	6 1x16 in	Black/White	810 gr	1,78	6
Rhino 50DS	40 S&W	5"	12,7	9" 1/2	24	6 1x16 in	Black/White	855 gr	1,88	6
Rhino 60DS	40 S&W	6"	15,2	10" 1/2	26,6	6 1x16 in	Black/White	896 gr	1,97	6
Rhino 20DS	9 x 21 (9 mm)	2"	5	6" 1/2	16,4	6 1x19 in	Black/White	700 gr	1,5	6
Rhino 40DS	9 x 21 (9 mm)	4"	10	8" 1/2	21,5	6 1x19 in	Black/White	850 gr	1,87	6
Rhino 50DS	9 x 21 (9 mm)	5"	12,7	9" 1/2	24	6 1x19 in	Black/White	895 gr	1,97	6
Rhino 60DS	9 x 21 (9 mm)	6"	15,2	10" 1/2	26,6	6 1x19 in	Black/White	936 gr	2,06	6
Rhino 200DS Combo	357 Mag/9x21	2"	5	6" 1/2	16,4	6 1x19 in	Black/White	700 gr	1,5	6
Rhino 200D Combo	357 Mag/9x21	2"	5	6" 1/2	16,4	6 1x19 in	Black/White	700 gr	1,5	6
Rhino 40DS Combo	357 Mag/9x21	4"	10	8" 1/2	21,5	6 1x19 in	Black/White	850 gr	1,87	6

D = Double Action only; DS = Double and Single Action

by Dave Spaulding



Chiappa Rhino .357 Mag

Revolutionary under-barrel snubbie with a design that tames recoil and muzzle flip!



The Chiappa Rhino revolver offers a radically new take on the traditional revolver design, with an under-mounted barrel and unique ergonomics.

When I entered law enforcement in the mid-1970's, the snubbie revolver was the off-duty gun. While a few "hard chargers" would carry a 1911, Commander or Browning Hi-Power, most of us behind the badge carried a snubbie.

Heck, for many the snub .38 Special was a basic academy graduation present. The snubbie hasn't changed much over the last 75 years, being basically the same gun as when it was introduced. The fact is the current revolver is a 19th century design that has changed little over the years.

Recently I had the opportunity to test and evaluate a new snub revolver that is truly different, one that might very well change how all of us look at the combative revolver. Introduced by the Italian-based

Chiappa Firearms, the Rhino revolver is just as brutish as its namesake, but that is where this characteristic ends. Machined from solid steel/aluminum using the most up to date technology, the result is a truly unique wheel gun that will satisfy even the most hardcore pistol shooter. Don't let the unusual appearance put you off, the Rhino is a space-age design made for serious shooters.

GUN DETAILS

The Rhino will eventually be offered in a number of barrel lengths, but the 2-inch snubbie is the first model to hit American shores.

This makes a great deal of sense to me, as it is the snub that still enjoys huge popularity with those who are concerned with their personal security.

The Rhino is a true milestone in the long history of the revolver.

As with all new concepts, the Rhino has its own unique features like a flat-sided cylinder that makes the gun more concealable and more comfortable to wear, but it is the barrel location that makes it unique.

The Rhino barrel is aligned with the bottom cylinder chamber, which is the key factor to the Rhino's ability to tame the stout recoil of the .357 Mag cartridge—even



Excellent ergonomics are paramount in the Rhino design. Note the relieved portion behind the triggerguard for the shooter's finger.



The shrouded ejector rod is located in a channel above the Rhino's stubby under-mounted barrel.

from the short 2-inch barrel.

The position of the barrel lowers the bore centerline more in line with the shooter's arm allowing for a more natural point when engaging a target.

For example, the height of the bore over the forearm of the world's most popular revolver, the Smith & Wesson Model 10, is 2 inches.

The height of the bore over the forearm for the Rhino is a mere 0.75 of an inch—a significant difference.

The Rhino's sight line is also low above the forearm, which allows the shooter to get on target more naturally with greater accuracy and speed, something semiauto users will appreciate.

As previously stated, this feature also drastically reduces recoil and muzzle-flip, which insures subsequent shots will be on target faster than ever before—a critical component in any fighting handgun.

This reduction of felt recoil due to advanced design permits the use of ultra-light alloys in the construction of the Rhino, making it easier to carry and conceal.

The grip configuration used on the Rhino helps place the web of the hand above the barrel line, which also aids in fast on-target access. The stock Rhino grip is a black neoprene material that helps absorb some of the recoil, but wood grips with differing grain patterns are also available.

After all, some just want a good looking grip on their gun, even if the gun is so untraditional that it is named after

an ugly animal. But then, beauty will always lie in the eyes of the beholder and the Rhino has some features that make it "beautiful."

A short trigger (meaning the length of travel of the Rhino trigger is shorter than other revolver designs) combined with smooth trigger action with no felt glitches help make the Rhino fast and easy to shoot.

The trigger on my test gun measured just over 8 pounds and was easy to manipulate.

SPECIFICATION

CHIAPPA FIREARMS RHINO

Caliber: .38 Special/.357 Mag

Barrel: 2 inches

OA Length: 6.5 inches

Weight: 24 ounces (empty)

Grips: Wood or black neoprene

Sights: Fixed

Action: DA/SA or DAO

Finish: Black or stainless steel

Capacity: 6-shot

Brushed Nickel & Black Rhinos Available Now!
CONTACT YOUR LOCAL GUN DEALER TODAY.



RHINO 20DS
.357 MAGNUM cal. 18508
Made in Italy by Chiappa Firearms

IT'S A RHINO REVOLUTION!

The newest innovation in firearms technology, the Chiappa Rhino is the only revolver that shoots through the bottom chamber.

Sporting a futuristic look and a recoil reducing design, the Rhino is made entirely from precision machined parts. The Rhino's lower center of gravity means .357 rounds feel like standard .38 ammo resulting in reduced recoil and muzzle flip for quicker second shots.

The Rhino is an ideal choice for recoil sensitive shooters and perfect for competitive shooters who need a quick return to target. The unique flat-sided cylinder design provides greater comfort and better concealment - an important consideration for those who carry. So unless you're the kind of person who likes MORE recoil, the Rhino is the gun for you! **ORDER YOUR RHINO TODAY!**

CHIAPPA
firearms, ltd.
www.MKSChiappa.com

Exclusive Marketer
MKS
SUPPLY
877-425-4867

The Rhino will be available with three different trigger actions, one being lighter and easier to press than the next. Chiappa's president Ron Norton told me that two of the trigger actions are for competition only and require certain types of primers, etc. These two trigger actions are not for use in a gun that is intended for personal security. At the same time, Norton explained that Chiappa understands there are a large number of shooters who use revolvers for competitive purposes and they want to make their new design available to them as well, so a competition-level trigger will be offered.

At first I thought the extreme upward angle required to grip the gun and engage the trigger face would inhibit fast and accurate shooting but this was not the case. In fact, the Rhino was almost "intuitive" in how it felt in the hand. Indents in each side of the frame also help get the index finger on the trigger face comfortably without having to over extend. The Rhino also features an ability to have the barrels changed, permitting the Rhino to be adaptable to the field or as a service/duty sidearm. With choices from 2- to 6-inch barrel lengths and varied sight options, including tritium and fiber optic sight blades that are removable, the Rhino is a true multi-purpose handgun capable of combative applications, scoring ten rings, or taking game. None of these front sight blades were yet available when I received my test gun so I just did my old stand by modification of painting the front sight blade orange. This gave me a very familiar sight picture, looking a lot like that on my Glock pistol in configuration.

Featuring double- and single-action capability, the single-action is actuated by a hammer-cocking device that engages the unexposed hammer to prepare to fire.

The hammer does not stay in a cocked position, but returns upright. To warn the shooter that they are handling a cocked revolver, a red plunger protrudes from the top of the revolver frame, which is easy to see or feel in the event that one is working in a low-light environment.



The highly swept "beavertail" allows the shooter to sit the Rhino as low in the hand as possible.



A red "cocking indicator" on the top of the Rhino lets the shooter know when it is cocked.

SAFETY FIRST

The Rhino can also be considered one of the more "safety conscious" revolver designs to come along, offering four different safety features:

Cylinder/Hammer-The Cylinder/Hammer safety functions when the cylinder is not properly closed; in this case the firing mechanism is blocked.

Cylinder Rotation Safety-This

safety operates when the cylinder does not reach the correct position when rotating.

The cylinder stop will not engage the cylinder notch not permitting the trigger to travel its full length and release the hammer. This safety will avoid any shots from being fired while the cylinder is not fully aligned with the barrel, thus preventing lead splatter or timing issues.

Hammer Block Safety-This device will not allow the hammer to hit the firing pin in case of an accidental release in either single- or double-action mode. The internal hammer is thought to be safer as compared to revolvers with an external hammer. The Rhino's internal hammer can reach the firing pin only when the trigger is completely depressed and if this does not happen, the Rhino design features a mechanical interference between the hammer and trigger.

Single-Action Cocking Indicator-If the hammer is cocked its single-action

AVATAR WEAPONS INCORPORATED

Avatar Weapons Systems are safe blank firing / dry-fire simulated firearm training systems that are designed specifically for military and law enforcement applications.

Avatar Weapons Systems are a cost effective alternative for firearms training that easily meets the budgetary restraints of departments and agencies without sacrificing the quality of training. Now you can train anytime, anywhere with a variety of targets and training aids. We have training programs that provide basic fundamental training as well as advanced applications with multi-directional targets. Avatar Weapons Systems are infinitely expandable to meet your specific training needs.



Visit us on the web at: www.avatarweapons.com

mode, a red indicator (plunger) will appear in the upper rear corner of the frame warning the user that the hammer is cocked. Of course we should all keep in mind that “safety” is a function of the brain and not a mechanical device. The “Flawless Four” of firearms safety should always be followed, especially keeping your finger off the trigger unless you intend to shoot and always keeping any gun pointed in a safe direction. No internal device will ever replace a focused shooter that is concentrating fully on the gun they are working with at any given moment. It only takes a quick second for tragedy to happen, so whenever any firearm is being handled, complete attention should be given to it...period. The all-black finish of my test revolver gave the Rhino a very no nonsense appearance, which I happen to like. I also like the location of the cylinder release latch, which is well above the grip at the back of the frame. The latch is easy to manipulate by merely pushing down on the ample shelf and rolling the cylinder out of the left side. The cylinder crane is robust and solid as is the ejection rod



The flat-sided cylinder adds not only to its concealability but also to its unique appearance.

and star. However, Ron Norton told me that they have been looking at bolstering both of these to make sure that both work as intended. Apparently in early testing, the ejector star was able to “jump over” expended cases in the cylinder and Chiappa wants to make sure that this never happens in the field or on the street. Ron is a retired police officer so he understands what is needed in a combative handgun and he wants to make sure that the Rhino is all that it can be.

RANGE TIME

While the Rhino is certainly not the most handsome handgun I have ever tested, it did turn out to be one of the most satisfying. I instantly liked the way the Rhino felt in my hand. The grip allowed for a solid hold even when my hands started to sweat. I started my test by shooting various styles of ammo, off-hand at 50 feet on Birchwood Casey “Dirty Bird” targets. While I could have benched the gun, this is not what a snubie is intended for and being able to get a feel for the trigger while holding the gun on target is essential. While I was very satisfied with the accuracy of the Rhino, it deserves a bit of explanation.

While the .38’s were easy to shoot well, the .357 Mag rounds proved to be quite challenging. My first grouping was over 4 inches, but I quickly realized that it was not the Rhino but me trying to



The Rhino fires the bottom-most chamber in the cylinder, making for a very low bore axis and more controllability during firing.

get over the initial concussion. My next group hovered around 3 inches with the third group being 1.5 inches. When I first started shooting, I used the thumbs-forward grip that I usually use when shooting a pistol and it worked quite well with the unique design of the Rhino. When I changed over to the magnum rounds, it got a bit more exciting.

When shooting the Rhino it is wise to remember that the cylinder to barrel gap is just above the lower frame and if any of your fingers are forward of this gap you will be reminded that this is not a good idea quickly as hot gasses are expelled from this region. I mentioned this to Ron Norton and he advised that he was also aware of this and Chiappa is currently looking at equipping the Rhino with a shield (modifying the frame to redirect gasses forward and upward) that will protect the fingers from escaping gases.

I hope they move forward with this idea, as I really like the idea of being able to grasp my pistols and revolvers in the same fashion without having to relocate my thumbs.

FINAL NOTES

I ended up shooting 300 rounds of various .38 Special and .357 Mag loads through the Rhino without a problem. The 2-inch model will come with a leather pancake style holster made in Italy so that the gun can be carried by the end user

PERFORMANCE	
CHIAPPA FIREARMS RHINO	
Load	Accuracy
.38 Special	
Remington 110 JHP+P	1.25
Hornady 110 Critical Defence + P	2.00
.357 Mag	
Federal 125 JHP	1.50
Winchester 158 JHP	2.00
Bullet weight measured in grains and accuracy in inches for 5-shot groups from 50 feet.	

Taylor's & Co., Inc. logo: IMPORTERS & DISTRIBUTORS OF FINE FIREARMS

alaskan by Chiappa Firearms

1887 T SERIES

full line of quality reproduction weapons available

www.taylorfirearms.com

instantly. This addition allowed me to do some draw and shoot drills using the DST-CB target from Law Enforcement Targets (letargets.com) which defines an 8 inch high chest “Primary Neutralization Zone” on each target as well as two three-inch trigger control dots. This PNZ is anatomically correct in a linear fashion, which is why I like to use them for this type of training. At distances from 5 to 25 feet, I had no problem drawing and firing two rounds in 2 seconds, which I believe to be a reasonable combat standard. It was when doing this drill that I realized the excellent “point-ability” of the Rhino. It goes on target smoothly, quickly and without thought.

If it sounds like I am an enthusiastic supporter of the Rhino, I am. This is a neat little gun with a great deal of potential. Only time will tell if American shooters embrace it like I have. Check it out for yourself at chiappafirearms.com or call 937-835-5000.



The Rhino functioned and shot well with a variety of loadings, although the .357 Mag loading proved to be hot to handle at first.

The FRONT SIGHT is adjustable in elevation, made of blued steel and its dimensions are milspec.

The HAND GUARD is made of high-resistance polymer which can easily be replaced with any "Mil-spec" optional hand guard.

The REAR SIGHT is adjustable in elevation and windage, its dimensions are milspec.

The STOCK is made of high-resistance polymer, matt black finish, with sling slots. It's a fixed stock, the length cannot be adjusted. Thread size is milspec, so it can be substituted with any milspec stock available on the market.

BARREL length is 16" with a twist rate 1x16" - matte blued finish.

mfour-22 - COMPLETE RIFLE

- Caliber: .22LR
- Barrel length: 16"
- No. of shots: 5, 10, 28

The polymer .22LR MAGAZINE has a matt black finish and is interchangeable with any "Atchison" style .22 conversion magazine. Available with 5, 10 and 28 rounds capacity.

The mfour-22 "Fire Control Group" provides a crisp pull with minimal travel. The dimensions are milspec and it can be substituted with any milspec sized Fire Control Group and components available on the market. It's all CNC machined.

The GRIP shape is ergonomic and milspec with a very modern chequering.



mfour-22 PISTOL

- Caliber: .22LR
- Barrel length: 6"
- No. of shots: 5, 10, 28



The mfour-22 pistol is a 6" pistol version of the mfour-22 rifle: features the same general characteristics of the "full size" version, and includes features like: Quad Rail capable pistol forend; rear back plate with a picatinny rail; Plastic hard-shell case, carry handle with front & rear sight. A cleaning kit is included in the box.



mfour-22 - TAN RIFLE

- Caliber: .22LR
- Barrel length: 16"
- No. of shots: 5, 10, 28

The mfour-22 carbine is available in a two tone "Tan" version featuring molded colored stock, forend and grip.

IDEAL FOR TRAINING! Carry Handle with adjustable rear sight included and two magazines included.

Model	Caliber	Barrel length		Total length		Grooves and rate	Finish	Weight		No.shots
		IN	CM	IN	CM			KG	LBS	
Mfour-22	.22LR	16"	40,6	34" 1/4	87	6	1x16 in	2,5	5,5	5, 10, 28
Mfour-22 Pistol	.22LR	6"	15,5	14" 1/4	36	6	1x16 in	1,8	3,9	5, 10, 28

Magazine capacity may be reduced according to local laws

M4-22 Upper MIL-SPEC

Don't let the ever increasing cost of ammunition prevent you from enjoying your favorite AR-15 / M-16.

Chiappa Firearms new .22 conversion allows you the opportunity to shoot inexpensive .22 rimfire ammunition for training or just for fun! The M4-22 Rimfire Conversion contains all the parts necessary to change your AR-15 / M-16 from it's existing caliber to the inexpensive .22LR rimfire cartridge. The conversion takes less than a minute and is achieved with no permanent alterations to your firearm. It can be quickly returned to its original caliber.

.22 LR Rimfire Conversion Upper MIL-SPEC

The M4-22 Conversion MIL-SPEC allows semi-auto .22LR fire in semi-auto guns and will soon be available for select-fire operation in select-fire guns (NFA Rules Apply). This is a complete upper with a barrel designed specifically for .22 LR ammunition, don't risk damaging your centerfire 5.56 barrel with lead bullets or settle for poor performance due to a fast twist rate.

AVAILABLE ACCESSORIES

- 5, 10, 28 magazine, carry handle, dioptre, quad picatinny, trigger performance kit



Model	Caliber	Barrel length		Total length		Grooves and rate		Finish	Weight		No.shots
		IN	CM	IN	CM				KG	LBS	
M4-22 Upper Receiver	.22LR	16"	40,6	23"5/8	60	6	1x16 in	Matt Black	1,67	3,68	5, 10, 28

The magazine capacity may be reduced according to local laws

— Action Arms, May 2011 —

by Paolo Tagini



mfour “Trainer”

For fun, but also for training with little expense, Chiappa Firearms is producing the model Mfour-22, a semiautomatic carbine in caliber .22 LR that replicates the well-known American Military Carbine. Our test revealed that this “tool” is accurate and easy to manage.

Chiappa Firearms is a modern industrial complex, producing several types of small arms destined for the civilian market: ranging from lever action carbines to muzzle loading rifles, from revolver Rhino (Action Arms tested it in issue No 13) to blank guns; some of their products are branded “Kimar”, some others “Armi Sport.” The recent opening of a plant in the U.S. (Dayton, Ohio) coincided with the expansion of the range to a new trend: that of semiautomatic weapons caliber 22LR. This product is very appealing in the U.S. market, a voracious consumer of these small but precise and enjoyable cartridges, as well as a major consumer of 22LR weapons. So far Chiappa Firearms has included in its catalogue a replica of revolver Colt SAA 1873, pistol Model 1911 and M4 carbine; another model inspired by the Beretta 92 FS pistol is shortly expected and, later, a .22 cal rifle resembling the .30 Caliber M1Carbine. In these pages we will talk about a weapon derived from the U.S. Army M4 Carbine, i.e. model Mfour 22 caliber 22 LR.



The mfour-22 is also available with stock, grip and forend in Tan color.

With good taste and remarkable technical skills, Chiappa Firearms has created a really well made and faithful replica; high-strength polymers were mainly used, rightly so as to contain costs, but the overall result is surprising.

The upper receiver, barrel and the magazine would be interchangeable with those of the normal M4, thereby making it possible to convert these weapons into a simple and inexpensive 22 LR caliber; however, due to the usual bureaucratic issues related to the National Catalogue,

this possibility does not apply to the Italian public: to prevent improper use, Chiappa Firearms has made sure that the two pins that couple the upper and lower receivers are not compatible for mounting on the original M4. The Chiappa Mfour-22 is a 1:1 scale of the original: it weighs a little less and has simplified mechanics because it uses a less powerful cartridge. It offers the same feeling, though, and the handling is also similar (sights, controls, trim, etc.).

mfour “Trainer”

Those that look like windows in the muzzle brake are actually simple longitudinal slits which have a purely aesthetic function, which provide however the correct appearance.



The front loop for the carry sling and a faux bayonet lug.



The breech block assembly, with its recoil spring, is sliding inside the Upper Receiver.



The lower receiver is made of high strength polymer, while the parts making up the trigger mechanism are made of steel, properly polished and hardened.



The butt plate, with a checkered leaning surface, is an integral part of the stock. The recoil produced from the weapon is mild, but a rubber recoil pad can be easily applied to satisfy aesthetics ...

“m100ur
“Trainer”



News SAPL



L'offre produits



Présentation SAPL en images



Formations aux violences urbaines



Equipement et Formation Maintien de l'Ordre

Training Equipment Law Enforcement

عتاد و تدريب لحفظ الأمن

SAS S.A.PL

agence KERVERT



Société d'Application des Procédés Lefebvre
La Biot - 61550 Gouville - France
N° OTAN F9405

Tel.33 (0)233 841 250
Fax.33 (0)233 341 608
www.sapl-sas.com - sapl@orange.fr

THE TEST

Despite the wide use of the polymer in its construction, the feeling is that of the M4; the perception is reinforced by the constructive level of the Chiappa gun, which is really good. The sights exactly replicate the originals, and therefore there is little to add; the Picatinny rail allows mounting of any red dot, but honestly we have not felt the need: even by precision shooting - with a rifle in 22 LR distances at stake are hardly those of a 223 Rem. - dioptre and front sight performed very well. The trigger is crisp and does not have any excessive travel; the force applied on the trigger was measured with our dynamometer and resulted in 1,845 grams (4.1 lb) on average, all in all a good rate because it combines good shooting performance and safety.

The recoil effect was virtually inexistent. Precision, as proven by the groups we tested, is excellent for a fun weapon and still very good in absolute terms; furthermore, the barrel is produced by the same Chiappa Firearms (the company based in Brescia has an extensive experience in the field) their excellent level of finishing immediately catches the eye. The action proved to be



The blade front sight, adjustable in height, is made of steel; its triangular support is not working as a gas outlet - unlike the original M4 - but the low power of the 22 LR cartridge does certainly not require a similar feature. Moreover, also this component has a realistic resemblance to the original.



The Picatinny rail on top of the Upper receiver, on which the carry handle is mounted.



As by the original M4, the carry handle has an "L" shaped dioptre, with click-adjustable elevation and windage.



The magazine is built using exclusively high-strength polymers and its outer size is Mil-Spec. Due to the usual red tape, in Italy it has a capacity limited to 5 rounds.



The charging handle is made of blued metal and has the same look as the original; its stroke is shorter, in accordance to the breech block shorter travel.

TOUGH, RELIABLE AND AFFORDABLE, HI-POINT IS AMERICA'S BEST FIREARM VALUE!

For Plinking, Varmint Hunting or Zombie Home Defense, nobody delivers more value than Hi-Point! Light and quick-pointing, you'll be prepared for any eventuality and look good doing it!

Hi-Point carbines and handguns are a perfect match-up and now available in 3 handgun calibers for maximum versatility - 9mm, .40 S&W, .45 ACP.

ADD A HI-POINT TO YOUR ARSENAL TODAY!


Available through your local gun dealer

HI-POINT FIREARMS
www.Hi-PointFirearms.com

Exclusive Marketer
MKS SUPPLY
877-425-4867



With the powerful CCI Stinger (32-grain ball) the best five shots group, always at 25 meters with rest, was 23 mm.



CCI Minimag cartridges have always proved a good compromise between power and shooting precision (they bear a 36 grains copper ball); also by the Mfour-22 they confirmed their performance and, in the shot at 25 meters with rest, we got this great shot pattern of five shots within a diameter of 12 mm.

A view of the mechanics from the right side. The movement of the breech block causes the dust cover to automatically open the ejection port cover, as by the original.



perfectly reliable, also when using standard loading cartridges (usually a little more cumbersome by certain semiautomatic weapons). Choosing among the most expensive high-speed cartridges, you can get optimal results with CCI Minimag, while Remington Viper and CCI Stinger seemed a little exuberant.

SYNTHESIS

Chiappa Firearms Mfour-22 carbine caliber .22 LR is delivered in a cardboard

box with foam padding that contains the disassembled gun, an instruction manual, a bottle of oil, a cleaning kit and a spare magazine. Born with the intention of producing a weapon for informal shooting replicating the features of a famous assault rifle, Chiappa Mfour-22 proved to be a nice and enjoyable tool; its accuracy and good construction enhance its performance. As for the aesthetics, nothing prevents the enthusiast to "dress up" this rifle like a true assault rifle, since the majority of accessories commonly available in the aftermarket are also suitable for Mfour-22.

TECHNICAL CHART

Manufacturer: Chiappa Firearms
Via Milano, 2 - 25020 Azzano Mella (BS)
Tel 030/9749065 - Fax 030/9749232
www.armichiappa.com

Type: semi-automatic carbine

Caliber: 22 Long Rifle

Action: Recoil Blowback

Barrel: 406 mm long, 6 right-handed grooves

Percussion system: indirect, by means of internal hammer on floating firing pin

Feeding: 5-10-28 (according to local laws)

Trigger mechanism: single-action

Trigger weight: 1.845 g (4.1 lb)

Extractor: hook-type, using the breech block fulcrum

Ejector: one piece with the Upper Receiver

Sights: blade front sight adjustable in elevation, diopter with two holes adjustable in elevation and windage

Safety: manual lever blocking the trigger

Stock: fixed, made of reinforced polymer

Weight: 2.7 kg (including removable handle)

Overall length: 847 mm

Materials: polymer and steel

Finish: matte black bluing

Number of registration in the National Catalogue: 18012 (sporting weapon)

TACTICAL-LIFE.COM

THE SOURCE FOR EVERYTHING TACTICAL, EVERY DAY

PRactical DEPENDABLE AFFORDABLE

SCP-MF3WQS
3X OD Flip-to-Side Magnifier

SCP-DS3840W
4" ITA Red/Green Dot Sight

DC Series Tactical Gun Cases
Available in Army Digital, OD Green,
Woodland Digital, Black, 34", 38", or 42"

LT-EL338Q
Combat Weapon-Mount and
Handheld Tactical LED Flashlight

WWW.LEAPERS.COM

M9-22 PISTOL

- Model: Standard with plastic grips
- Caliber: .22LR
- Barrel length: 5"
- No. of shots: 10



The Chiappa M9-22 is a replica of the US Military sidearm chambered in .22 rimfire and is available in two versions, the Standard model featuring fixed front sight and windage adjustable rear sight, and the Tactical model with novak style fiber optic sights. The standard model is available with black plastic or wooden grips; the tactical model is supplied with black plastic grips.

M9-22 PISTOL

- Model: Standard with wooden grips
- Caliber: .22LR
- Barrel length: 5"
- No. of shots: 10



M9-22 MAGAZINE

- Caliber: .22LR
- No. of shots: 10

M9-22 PISTOL

- Model: Tactical with plastic grips
- Caliber: .22LR
- Barrel length: 5"
- No. of shots: 10



Techno-Polymer Civilian M9-22

- Concealed carry rigid ABS holster



The M9 Semiautomatic is a 9x19mm Parabellum pistol that was adopted in 1985 as the official sidearm of the United States military after winning a competition in the 1980s, beating out many other contenders. The 92F survived exposure to temperatures from -40°F to 140°F, being soaked in salt water, being dropped repeatedly on concrete, and being buried in sand, mud and snow.

Additionally, the 92F proved a MRBF (mean rounds before failure) of 35,000 rounds, the equivalent to five or six times the pistol's service life. It officially entered service in 1990.

M9-22

Model	Caliber	Barrel length		Total length		Grooves and rate	Finish	Weight		No. shots	
		IN	CM	IN	CM			KG	LBS		
M9-22 Standard	.22LR	5,2"	13,2	8" 3/4	22	6	1x16 in	Black/plastic grips	1,05	2,3	10
M9-22 Standard Wood	.22LR	5,2"	13,2	8" 3/4	22	6	1x16 in	Black/wooden grips	1,05	2,3	10
M9-22 Tactical	.22LR	5,2"	13,2	8" 3/4	22	6	1x16 in	Black/plastic grips	1,05	2,3	10



— by Dave Spaulding —

Dave Spaulding is the 2010 Law Officer Trainer of the Year and Law Officer's Firearms columnist. A 28-year law enforcement veteran who retired at the rank of lieutenant, he currently works for a federal security contractor. He has worked in corrections, communications, patrol, evidence collection, investigations, undercover operations, training and SWAT—and has authored more than 1,000 articles for various firearms and law enforcement periodicals. He's also the author of the best-selling books *Defensive Living and Handgun Combatives*.

Chiappa's Training Solution

Let me offer a piece of harsh reality... the only way to become a proficient shooter is to shoot.

Certainly dry fire can help build fundamental (essential, really!) skills like

grip, stance, trigger control and the like, but nothing will ever replace placing the gun in your hand, holding it on target and manipulating the trigger without interrupting the alignment of muzzle with

desired point of impact.

How critical is this? Let me put it in perspective for you by offering this chart:

Distance	Muzzle Movement	Miss of desired impact
15 feet	1/8 th inch	4.5 inches
21 feet	1/8 th inch	6.25 inches
30 feet	1/8 th inch	9 inches

Don't believe it? Get a tripod and a laser and set it up for yourself. I did and I was amazed at the results. The truth is trigger control is weapon control and the only true way to master the trigger is to shoot live ammo. This said let me offer a bit more troubling news...ammunition prices have more than doubled in the last five years. Blame who you want, but laying blame does not change this fact. So, if the most critical of fundamentals is trigger control and the best way to learn it is by depressing the trigger we must purchase ammo. But how do we keep our need for practice in alignment with our budget? There are really only two ways to do this; shoot less ammo or purchase a .22 caliber version of our carry gun. For those who use the Beretta 92FS, a very popular law enforcement and military sidearm, your need has been answered. Chiappa Firearms, best known for their top quality western replicas and the unique Rhino revolver, has just introduced the M9-22 an exact copy of the popular service gun in .22LR.



At first glance you would think this is an M9 service pistol. Not so! It is the Chiappa M9 .22 an exact copy of the legendary gun in .22 LR.



The author found the Chiappa M9 .22 is real pleasure to shoot...accurate, reliable and cheap to shoot!



Unsupported 50 foot groups showed the Chiappa M9-22 is capable of excellent accuracy.

While it is true that .22 ammo has also increased in price, 500 rounds of .22 LR is nowhere near the cost of 9mm or .40 caliber ammunition. Practice trigger control with the .22 and then apply what is learned to the full power service load/pistol and you will be surprised at your level of improvement. Recently I had the opportunity to spend a day with the M9 .22 and I was quite impressed with what I discovered. The gun feels exactly like the Beretta in my hand with all operating levers functioning just like the U.S. military's issue pistol. The weight is similar as are the

sights with the most noticeable exception being the plastic .22 magazine. The gun felt like a gun! Not like a plastic toy which is the case with other .22 caliber pistols.

The trigger was reasonable, certainly similar to a factory gun, with the reset being reasonably short. After grabbing an old Beretta holster (yes, it fits just fine), I shot 400 rounds of mixed .22 ammo (some being almost 20 years old) and while I expected some stoppages just because the gun was a .22, there were none!

The Chiappa M9 .22 was very pleasant to shoot due to the large frame,

weight and small caliber which made shooting it fast on a few steel targets quite enjoyable... I wish I could post such times with my carry gun! The gun also proved to be quite accurate with several off-hand 50 foot, 10 shot groups coming in at 1.5 inches. The more I shot the gun, the more I realized this would be a real training asset for individuals, officers or agencies that issue the 92FS/M9 and have trouble getting shooters to perform well with the pistol. If you are looking for a less expensive way to shoot/train with your M9, the Chiappa .22 is the way to go.

NEW

Handgun Concealed Carry Box HCC-30

Protection Starts With Case-Gard™

Made In USA

MTM CASE-GARD™
QUALITY SHOOTING SPORTS ACCESSORIES

937-890-7461 • www.mtmcasgard.com

Chiappa's 1911-22 family of firearms is manufactured using leading edge techniques and high quality modern materials. It utilizes a unique action which differs from that of the Browning design, while providing similar characteristics and feel.

The Chiappa Model 1911-22 is a rimfire replica of the most well-known firearm designed by John Browning. The original M1911 was a single-action, semi-automatic pistol chambered for the .45 ACP cartridge. It was the standard-issue side arm for the United States armed forces from 1911 to 1985, and is still carried by some U.S. forces. In total, the United States procured around 2.7 million M1911s and M1911A1 pistols during their service life.

1911-22 TACTICAL

- Model: Tactical with combat steel hammer, lower picatinny and target trigger.
- Caliber: .22LR
- Barrel length: 5"
- No. of shots: 10




1911-22 TARGET

- Model: Target with combat steel hammer, lower picatinny and target trigger.
- Caliber: .22LR
- Barrel length: 5"
- No. of shots: 10

1911-22 STANDARD

- Model: Standard with steel hammer.
- Caliber: .22LR
- Barrel length: 5"
- No. of shots: 10

1911-22 in blued finish Chiappalloy : great precision and reliability for a gun with an outstanding ratio price/quality.



NEW Upgrades on Standard model: Steel trigger group for enhanced performance, refined blueing.

1911-22 TAN

- Model: Standard with tan slide and steel hammer.
- Caliber: .22LR
- Barrel length: 5"
- No. of shots: 10



1911-22 MAGAZINE

- Caliber: .22LR
- No. of shots: 10



1911-22 OD GREEN

- Model: Standard with OD green slide and steel hammer.
- Caliber: .22LR
- Barrel length: 5"
- No. of shots: 10




The Chiappa Model 1911-22 features the same weight and handling characteristics of the original 1911, however, we have redesigned the action utilizing a fixed barrel design yielding very high accuracy at an affordable price (less money than most 1911 rimfire conversion kits). The Chiappa 1911 is constructed from Chiappalloy & steel components featuring wooden two piece grips interchangeable with the originals. With a variety of models available, it is the natural choice for semi-auto plinking, target shooting, and affordable handgun fun.

Two magazines are included in all versions

Model	Caliber	Barrel length	Total length	Grooves and rate	Finish	Weight	No.shots
Mod. 1911-22	.22LR	5"	12,7	8" 1/2 22	6 1x16 in	Black/wooden grips	950 gr 2,1 10
Mod. 1911-22 Target	.22LR	5"	12,7	8" 1/2 22	6 1x16 in	Black/wooden grips	950 gr 2,1 10
Mod. 1911-22 Tactical	.22LR	5"	12,7	8" 1/2 22	6 1x16 in	Black/wooden grips	950 gr 2,1 10
Mod. 1911-22 Tan	.22LR	5"	12,7	8" 1/2 22	6 1x16 in	Tan/wooden grips	950 gr 2,1 10
Mod. 1911-22 OD green	.22LR	5"	12,7	8" 1/2 22	6 1x16 in	Green/wooden grips	950 gr 2,1 10

by Dave Workman



Chiappa's 1911-22

Plinking, Small Game or Training - This Rimfire 1911 Lookalike Will Do the Job



Author Dave Workman found the Chiappa pistol to fit comfortably and shoot with surprising accuracy.



While the pistol looks like a Model 1911, it does not strip down like one. The barrel is fixed to the frame, and the slide must be pulled to the rear, raised off the rails and then pushed forward.

Modifying the Model 1911 to shoot .22-caliber ammunition with an upper unit featuring a lighter slide, small-bore barrel and lighter recoil spring, and substituting a rimfire-size magazine is hardly a new idea.

Firearms instructors and precision shooters have been doing this for many years to improve and increase not only their own shooting opportunity, but also that of their students.

Many of these conversion units have been adapted to small game hunting and

target competition, and I frequently see them advertised in different periodicals or gun show bulletins. Likewise, I haven't attended a gun show in some time when I didn't see a couple of these conversion kits for sale, often in original boxes, and I think the gun shop down the road from my office has a couple in the display case.

Now comes Chiappa Firearms Ltd., an Italian-based company whose guns are marketed here by MKS Supply, with a whole gun devoted strictly to the rimfire cartridge. While it looks like a Model



Chiappa's Model 1911-22 is a budget-priced .22-caliber semi-auto with the feel, and approximate heft, of a big-bore Government Model pistol.

1911, and even feels like one in the hand- with the possible exception of the pistol's overall weight, though it has a pretty good heft- so that someone could, indeed, use this pistol as a training gun in preparation for shooting a genuine Government Model or clone.

Chiappa's Model 1911-22 is a mix of polymer, alloy and steel. Right up front, I will say that the two test models I had for evaluation had particularly stiff triggers, yet once I got a feel for these guns, they shot rather accurately. I was able to bounce a tin can around out to a distance of 25 yards, and when shooting from a rest, I managed some rather tight groups at 15 yards.

A couple of those groups were tight enough to have put a rabbit in the bag easily, and no matter what brand of ammunition I fed the guns, they digested every round.

The high-profile front sight is fixed and the rear sight is dovetailed to the slide and held in place by a small flathead screw. There is no grip safety, but there is a fully operational thumb safety with the feel of the Model 1911 safety. There is an external extractor that could double as a loaded chamber indicator, though I don't believe that's a designated function, and the hammer is nothing like that on a real



GHOST INTERNATIONAL




- concealed carry holster
- sport holsters
- duty holsters
- belts
- mag pouches



www.ghostinternational.com



The fixed barrel contributes to the pistol's accuracy, which Workman found to be good enough to hit a tin can at 25 yards.



The length of the barrel bushing is one of the significant departures from the standard Model 1911 design.

Government Model save for the initial appearance.

Upon close examination, one quickly discovers that this hammer is powered by a rather lightweight spring rather than a coiled mainspring as on the John Browning designed centerfire pistol.

Likewise, the recoil spring is rather light; it only has to handle the mild recoil of a .22 Long Rifle, which is hardly anything at all in this pistol. The light recoil spring makes operating the slide to chamber a round rather easy.

Chiappa designers incorporate a rather simple key-activated firing pin block safety at the rear of the slide. Turn it counter-clockwise and a block rotates up around the firing pin, protecting it from the hammer. Turn the key back the other direction, and the firing pin is fully exposed.

The thumb safety may be engaged whether the hammer is cocked or down (the pistol may be carried safely cocked and locked), and overall, the 1911-22 is hardly disappointing in fulfilling its primary

function, which is to resemble a proven and popular handgun, and go "bang!" every time the trigger is pressed and the hammer drops on a live round.

That did not happen every time I fired the pistol, and the fault absolutely was the ammunition.

I experienced two misfires and upon checking the rim of both cartridges, found



A glance into the receiver from the top shows that there is a considerable difference between this pistol and a Government Model.



The fixed barrel has an integral feed ramp, and Workman found that the pistol functioned very well with all kinds of .22 Long Rifle ammunition.

a definite impression delivered by the firing pin. Upon rechambering both rounds with a different part of the rim under the pin, both discharged.

My suspicion is that the priming compound simply had not filled the inside of the rim in these cartridges, which has happened to me before several times in all kinds of different .22- caliber handguns and rifles.

For me, that's not a big deal, though if it happens enough, it can be downright annoying.

Let's look at the clear differences between the Chiappa smallbore and a genuine 1911: For starters, the barrel is fixed to the frame. Like most of the pistol, the barrel body is largely made from a non-ferrous alloy with a rifled steel inner barrel tube. The fact that this barrel is fixed to the frame definitely enhances the pistol's accuracy.

While the 1911-22 has a barrel bushing, this is hardly like a traditional Model 1911 bushing.

This thing is a rather long tube that does hold a recoil spring cap in place. To disassemble, make sure the chamber is clear and eject the magazine.



Chiappa designed this pistol with an external extractor that could double as a loaded chamber indicator if one looks closely.



The front sight is a blade that is actually part of the slide; it is designed to be gently filed down in order to raise the point of impact in the event the pistol shoots too low.

Press out the slide stop right to left, just like on a Government Model. Turn the bushing and remove the plug and recoil spring but then bring the slide to the rear and lift it off the rails slightly before allowing it to move back forward and off the frame and fixed barrel.

Reassembly is done in the reverse order, step by step. I was surprised that the grip panels are genuine walnut, with laser-etched checkering and the Chiappa logo centered on both panels. They were



The rear sight is dovetailed into the slide and held in place by a tiny slotted screw.



The stock panels are genuine walnut with checkering.

comfortable, filled my hand properly and enhance the appearance of the pistol.

The Chiappa's magazine is polymer, and people will either like it or hate it.

I don't believe there is any happy medium, and that is a matter of personal preference rather than whether the magazine is functional or not. I had no trouble with the magazines, which hold 10 rounds (or 11 if you push in an extra round) and the magazines that came with both of my test pistols worked perfectly.

I was not terribly impressed with the magazine release, which is also polymer. This is a piece that gets plenty of wear, and that can translate to abuse when somebody



There's a manually engaged firing pin block safety in the slide that is turned into the "safe" position with a small two-pronged key that comes with the pistol.



A big advantage of the Model 1911-22 is that it fits any standard Government Model holster. Workman found that it slipped right into his old tanker model shoulder holster.



The Chiappa also fits perfectly in this High Noon horsehide pancake-style holster. This setup might be good for people who hike and hunt small game along the trail.



At the range, Workman found the Chiappa's trigger to be a bit stiff, but once he got the hang of it, he began punching fairly consistent groups. Notice that he conducted this session in the rain.



A few days later, when the Northwest rain let up but the temperature stayed cool, Workman was back at it, producing this group with Federal hollowpoints.



Using Winchester 40-grain roundnose lead bullets, author saw this group fired offhand open up a bit, but it is still plenty tight at 15 yards to put the hurt on a cottontail.

slams a magazine home repeatedly.

I would be more comfortable with a magazine release made from the same alloy as the rest of the pistol, but presumably this is a cost-saving measure.

I would suggest carefully inserting magazines into the pistol and press the release during insertion so that the loaded magazine does not continually pound into the interior catch that fits in the magazine slot to hold it in place.



So, what about shooting this handgun? Trust me on this, once you crank the 1911-22 up to "full speed," it is surprising just how much ammunition one can put down the tube and not realize it.

Popping tin cans and putting holes accurately through Birchwood Casey Shoot-N-C targets becomes addictive, until one suddenly discovers all of the ammunition has been shot up.

I would not recommend using bargain basement rimfire ammunition in this pistol, or any smallbore firearm for that matter, but it's been my experience that some of the less expensive .22 Long Rifle ammunition available these days shoots particularly dirty. That is, it leaves a considerable amount of powder residue around the chamber and breech, and it will crud up these areas fast. (I've had this experience with Browning and Ruger semi-auto pistols, which were so fouled after a moderate amount of shooting that it took serious brushing and lots of Hoppe's No. 9 to clean up the mess!)

That's a fully operational thumb safety that allows a shooter to carry this pistol cocked and locked, a feature Workman believes will help novice shooters get used to the 1911 platform during practice sessions.

WHAT MAKES YOUR **HEART BEAT**
AND YOUR **HANDS SWEAT**

ERGO 1911 GRIPS ARE MADE TO PROVIDE THE WEAPON STABILITY YOU NEED TO STAY ON TARGET AND IN CONTROL UNDER STRESS

TO LEARN MORE OR TO ORDER WE WELCOME YOU TO VISIT WWW.ERGOGRIPS.NET

ERGO CONTROL UNDER FIRE



Also, just like John Moses Browning designed the original, the Chiappa's slide locks open after the last shot.

I primarily used Federal and Winchester ammunition during the evaluation, but also tossed in some CCI and Remington rimfires just to see if there would be any difference. There wasn't, and I'll happily report that everything seemed to shoot pretty well to point of aim.

The Chiappa's front sight is high enough to be honed or filed down gently to adjust the elevation, and the rear sight actually can be moved laterally in the dovetail after loosening the retainer screw.

I recommend adding a drop of clear nail polish rather than some other



Turn the key back the other direction, and the block pivots down and out of the way, exposing the firing pin for a solid strike by the hammer.

commercial liquid to help hold the rear sight in place.

To my delight, the slide holds open after the last shot, just like on a real Government Model, and once a fresh magazine is inserted, a gentle pull on the slide and a quick release puts this pistol back in battery. All of my rounds ejected wide and slightly to the right rear, as they should have.

I experienced no failures to feed or eject until one of my test pistols experienced a problem with the polymer magazine release. On the other gun, the release worked like a champ, and both pistols delivered very acceptable accuracy for small game hunting and certainly for training purposes.

It is widely known that I have something of a vice in that I occasionally like to shoot grouse off logs or stumps with a .22 pistol.

There is no doubt at all that, given a bit of practice, I could do that with the Chiappa just as competently as with one of my own pistols.

I found the sights ample enough to



The non-ferrous alloy barrel has a steel tube insert, and this provides plenty of weight forward, which steadies the pistol and helps keep it on target.

take a good sight picture on every target.

Perhaps the best thing about the Chiappa is that it easily fits into any holster one has for a standard Model 1911.

I tried it in a variety of rigs, including a couple of my own manufacture, and if I were to have this pistol early in the fall, I'd carry it in my old GI Tanker shoulder holster. Each pistol comes with two magazines, a key for activating the firing pin block and a cleaning brush.

The hard plastic case is lined with thick foam padding, and it may be locked,



Beat that with a stick! Workman plugged this Birchwood Casey Shoot- N-C target from 15 yards using a two-hand hold.



The Chiappa Model 1911-22 comes with two polymer magazines that hold 10 rounds.

making it okay for airline travel inside another piece of luggage.

Being a firm believer in practice with handguns to maintain proficiency, I see a real value to the Chiappa Model 1911- 22 as an economical substitute for shooting a Government Model .45-caliber pistol. One

can shoot and shoot and shoot when the ammunition is a couple of dollars a box, and the benefit one gets from this sort of practice is a "feel" for the gun in your hand, breathing control and trigger pressure.

As noted earlier, both of my test pistols had rather stiff triggers, but that

MKS SUPPLY

8611-A North Dixie Dr.
Dept. GW
Dayton, OH 45414
877.425.4867
www.mkssupply.com

makes for a stronger trigger finger and better control when resting on a match trigger.

For a bargain-priced semi-auto rimfire pistol, the Chiappa 1911 - 22 delivers very acceptable accuracy, and there is no reason at all to suspect that a properly maintained specimen won't last through thousands of rounds and countless hours of shooting fun and practice. Putting a bunny, squirrel or grouse in the pot for good measure is an extra dividend.

CITADEL M-1 CARBINE

Available in wood or synthetic black stock.

Straight from the pages of history, World War II, comes the new Citadel M-1 carbine. Built to the exacting specifications of the G.I. model used by U.S. infantrymen in both WWII and Korea, this reproduction rifle comes to you chambered in the fun and economical .22 LR cartridge.

M-1911 .22 G.I.

Here's a great reproduction G.I. model 1911 in .22 caliber to match our M-1 Carbine! Check out these features:

- Fun .22LR Caliber
- G.I. Style Sights
- G.I. Style Trigger and Hammer
- Slab-side Wood Grips
- 10 Round Magazine

LEGACY SPORTS INTERNATIONAL

1-800-5-LEGACY
LEGACYSPORTS.COM
SALES@LEGACYSPORTS.COM

The Chiappa Firearms' M1-22 is a rimfire replica of the M1 carbine, featuring a blowback system and an adjustable rear sight, which can be removed to leave guides free for optics mount. The barrel and bolt are made of solid steel, the trigger guard, stock and magazine of polymer. The 10 round magazine has a straight profile like the original. The stock is interchangeable with the original; a wooden stock version and a black synthetic stock version are available.



M1-22 RIFLE

- Model: Wooden Stock
- Caliber: .22LR
- Barrel length: 18"
- No. of shots: 10

The M1 carbine (formally the United States Carbine, Caliber .30, M1) is a lightweight, easy to use semi-automatic carbine that became a standard firearm for the U.S. military during World War II, the Korean War and the Vietnam War, and was produced in several variants. It was widely used by U.S. and foreign military, paramilitary and police forces, and has also been a popular civilian firearm.

Before World War II, the requirement for the new firearm called for a compact, lightweight defensive weapon weighing half as much as the M1 rifle. Winchester at first did not submit a design, as it was occupied in developing the .30-06 Winchester M2 Military Rifle. The rifle originated as a design by Jonathan "Ed" Browning, brother of the famous firearm designer John Browning. A couple of months after Ed Browning's death in May 1939, Winchester hired ex-convict David M. "Carbine" Williams, a convicted murderer and former bootlegger who had begun work on a short-stroke gas piston design while serving a prison sentence.

The first M1 carbines were delivered in mid-1942, with initial priority given to troops in the European Theater of Operations. A total of over 6.5 million M1 carbines of various models were manufactured, making it the most produced small arm for the American military during World War II. Despite being designed by Winchester, the great majority of these were made by other companies: the largest producer was the Inland division of General Motors, but many others were made by contractors as diverse as IBM, the Underwood Typewriter Company, and the Rock-Ola jukebox company.



M1-22 RIFLE

- Model: Synthetic Stock
- Caliber: .22LR
- Barrel length: 18"
- No. of shots: 10

Available interchangeable stock with the original M1 Carbine.



470.038
M1-22 MAGAZINE
10 round capacity

M1-22

Model	Caliber	Barrel length		Total length		Grooves and rate		Finish	Weight		No. shots
		IN	CM	IN	CM				KG	LBS	
M1-22	.22LR	18"	45,7	35	88,5	6	1x16 in	Synthetic Stock	2,12	4,7	10
M1-22	.22LR	18"	45,7	35	88,5	6	1x16 in	Wooden stock	2,12	4,7	10

CARTRIDGE HANDGUNS

This model is one of the most accurate in appearance while reproducing the Old West tradition of the classic sixgun chambered for rimfire cartridges! While maintaining the true to form classic design, our Single Action revolver is a hybrid of modern technology and manufacturing with the feel of the Old West. This revolver is crafted with a steel rifled barrel, with most of the mechanism and components constructed from a special formulated alloy that offers greater ductility and flexibility assuring long lasting reliability and durability. Black plastic checkered grips give good feel and balance, while a manual “locking” safety provides additional protection with a highly visible red indicator showing when it’s ready to shoot. This great little pistol is available in .22 LR & .22 Win Mag., and at a price that will fit any shooters budget without sacrificing quality.

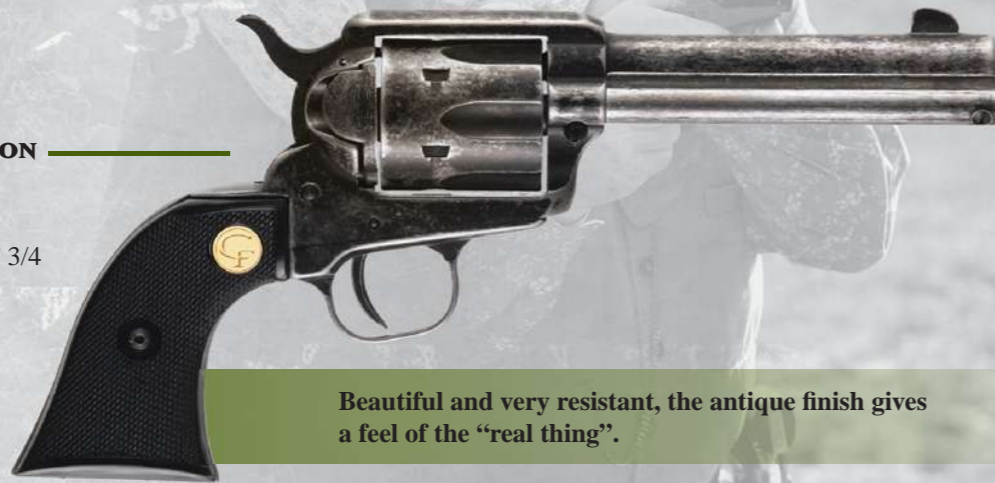


1873 SINGLE ACTION

■ *Model:* Standard
Caliber: .22LR
Barrel length: 4” 3/4
No. of shots: 6

1873 SINGLE ACTION

■ *Model:* Antique
Caliber: .22LR
Barrel length: 4” 3/4
No. of shots: 6



Beautiful and very resistant, the antique finish gives a feel of the “real thing”.

1873 SINGLE ACTION

■ *Model:* Wood or Plastic grip with adjustable rear sight
Caliber: .22LR
Barrel length: 5” 1/2
No. of shots: 6



1873 SINGLE ACTION

■ *Model:* Wood or Plastic grip with adjustable rear sight
Caliber: .22LR
Barrel length: 7” 1/2
No. of shots: 6



“An extra set of wooden grips is available as an optional”
FOR US ONLY: An extra cylinder - cal.22 Mag. - is optional.

Model	Caliber	Barrel length		Total length		Grooves and rate	Finish	Weight		No.shots
		IN	CM	IN	CM			KG	LBS	
1873 SAA-22	.22LR	4” 3/4	12	10” 3/4	27	6 1x16 in	Black/plastic grips	1	2,2	6
1873 SAA-22 Target	.22LR	4” 3/4	12	10” 3/4	27	6 1x16 in	Black/plastic grips	1	2,2	6
1873 SAA-22	.22LR	4” 3/4	12	10” 3/4	27	6 1x16 in	Antique/plastic grips	1	2,2	6
1873 SAA-22	.22LR	5” 1/2	14	11” 1/2	29	6 1x16 in	Black/plastic grips	1.02	2,25	6
1873 SAA-22	.22LR	7” 3/4	20	13” 1/2	35	6 1x16 in	Black/plastic grips	1.09	2,4	6

1886 LEVER ACTION

The 1886 was originally produced from 1886 until 1935.

The original Winchester Model 1886 was created by gunsmithing genius John Moses Browning. Unlike the weak toggle-link actions of preceding Winchesters, the '86 incorporated two solid steel locking lugs that slid up on either side of the bolt when the lever was closed, thus making a rock solid arrangement for the longer-cased big-bore cartridges that were gaining in popularity, specifically the .45-70 Government. An added benefit of Browning's design was the action, smooth and faster to cycle than any other Winchester before it. The 86 became an instant success and saw sporting service worldwide and became the personal favorite of Theodore Roosevelt who was rumored to take his 1886 everywhere.

The Chiappa Model 1886 is chambered in the ever-popular .45-70 and will be the perfect choice of serious hunters who want a hard-hitting lever-action that will drop any North American big-game animal.

The Model 1886 is an accurate reproduction of the original with the exception of 21st century technology. The components of the new Model 1886 will be machined to exacting tolerances assuring interchangeability of parts utilizing modern metallurgy with a twist rate in the barrel suitable for today's ammunition.



MODEL 1886 LEVER ACTION

Model: Rifle (octagonal barrel)
Caliber: .45/70
Barrel length: 26"

MODEL 1886 CARBINE

Model: Carbine, round barrel
Caliber: .45/70
Barrel length: 22"

MODEL 1886 TRAPPER

FOR US MARKET ONLY

Caliber: .45/70
Barrel length: 18,5"

"Fancy stock available"



"It was a stirring experience that I'll never forget"

Rino Chiappa, President of the Chiappa Group, in a ranch in New Mexico with a 2.200 lbs buffalo harvested with model 1886 LA.

Model	Caliber	Barrel length		Total length		Grooves and rate	Finish	Weight		No.shots
		IN	CM	IN	CM			KG	LBS	
1886 Rifle, octagonal barrel	.45/70	26"	66	45"	115	6 1x18 in	Colour case	4,1	9	8+1
1886 Carbine, round barrel	.45/70	22"	56	41"	105	6 1x18 in	Colour case	4,1	9	7+1
1886 TRAPPER (US market)	.45/70	18 1/2"	46	37"	94	6 1x18 in	Colour case	3,5	7,8	4+1

Magazine capacity may be reduced according to local laws



A beautiful, modern version of the 1886 Lever Action model.

This trapper features a short magazine tube and a half octagonal barrel (18.5" in the US and 22" in the rest of the world). The barrel is manufactured by button rifling; the magazine holds 4 shots (plus one in the receiver).

KODIAK is a sporting yet elegant version of the model 1886 Lever Action, offering an outstanding match of comfort and aesthetical value.



Stock and forend are made of wood with "soft touch" paint, a layer of matte black rubber which gives the surface a firm and pleasant grip; the rubber butt plate is particularly soft. Receiver, bolt, lever, barrel and all visible metal parts are protected by corrosion through a special, matte chrome treatment (called "hard chrome") which, besides being absolutely elegant, remains unaltered through time and will not highlight finger marks.

Another special feature to model 1886 are the "Skinner" sights, which allow for excellent precision, plus a functionality, aesthetical appearance and a durability which can stand any comparison and make for the perfect match to a hunting rifle.

The sights are express style while the barrel is drilled and tapped for "Scout Mount" optics and QD swivels.

Model	Caliber	Barrel length		Total length		Grooves and rate		Finish	Weight		No.shots
		IN	CM	IN	CM				KG	LBS	
1886 KODIAK - USA	45/70	18 1/2"	47	37"	94	6	1x18 in	Hard chrome	3,5	7,8	4+1
1887 KODIAK - Europe	45/70	22"	56	41"	105	6	1x18 in	Hard chrome	3,76	8	4+1

by Alessandro Magno Giango



Replica and much more

For experts and connoisseurs of lever arms, the Winchester Model 1886 is the pinnacle for leverarms of the era, especially for big game hunting. Chiappa Firearms has paid a tribute to this iconic firearm with replica models and a modern variant. These firearms, unique and suitable for hunting, perfectly combine two synergistic requirements: originality, and evolution of the species to a more modern target for use by extreme hunters: the 1886 Kodiak.



Anyone who ventures in creating a replica of the Browning designed 1886 is faced with a serious responsibility: which, since its inception has been known as the rifle-of-the-rifles, or rifleman's rifle.

It was Thomas Bennett, son-in-law of the great Oliver Winchester, who in 1884 demanded a lever rifle for big game hunting that could handle the powerful .45-70 caliber. He had heard of two brothers from Utah who were considered excellent designers and developers of

robust, reliable and powerful firearms, so he decided to pay them a visit in Ogden. The two were named, respectively, John Moses and Matthew Browning; Bennet bought from them the project and rights for two models that soon thereafter, would make history in big game hunting: a single-shot, falling block rifle destined to give birth to the famous Model 1885 High Wall, and a lever action that would be named the Model 1886.

With the 1886 model in

caliber.45-70, lever guns entered a new dimension of big game hunting, no longer carried out by exterminators of bison (at that time the great herds had already been decimated) and trappers, but that of subsistence hunting, defense from wild animals and, later, sport and recreation.

But it wasn't just that: the 1886 was the most affordable big game hunting weapon for all hunters, the one that led out of the black powder into the smokeless powder era. In fact, it was enough for the



manufacturer to replace the standard barrel with a high nickel steel barrel.

The 1886's mechanical action, supple and precise, later gave birth to a huge commercial success, which was the model 1892. A concentration of basic ideas and solutions, which was to carry the American civil gun industry into a new dimension. The Model 1886 was a massive weapon, weighing between 9 and 10 pounds depending on the caliber and configuration, but very well balanced with a fast and smooth action.

The locking system, with two massive steel locking skids sliding through the receiver inside the left and right indents, enabled the model 1886 to chamber all of the nine high performance black powder calibers of its time as well as the .45-70. The 1886 was chambered in .38-70, .38-56, .45-90, .40-70, .40-60, .40-82, .50-100, and .50-110, plus the .33 Winchester, that was the second smokeless powder cartridge after the .45-70.

During its long life, the Model 1886 was offered by Winchester in the full magazine version (5 shots), half magazine (3 shots), octagonal barrel, round barrel, long-barreled rifle, short-barreled carbine and other custom versions. It remained in production for over 50 years until 1935, with variations of the action lasting beyond that.

The rising production costs, economic crisis and consequent need to reduce the range of models, along with new

hunting trends in North America (bolt-action weapons, telescopes and magnum calibers), suggested to Winchester a further generational development. The "evolution of the species" was continued with the model 1871, which was released in 1936, just one year after the decommissioning of 1886. In fact, the new model 1871 represented a further development of the 1886, not just businesswise but, with technical advances as well.

In 1986, in celebration of the Centennial of the Model 1886, Browning Firearms Corporation, now owning the Winchester brand - decided to remanufacture a limited edition of these two models entrusting their production to the Japanese subsidiary Miroku.

These 100 year anniversary models were produced in different editions and, currently, production has been resumed in the U.S. with two models, the Extra Light and High Grade and only available in the U.S. A few firearm manufacturers, mainly Italian, given the significant amount of requests from North American hunters, have recently decided to embark in the manufacturing of replicas of the Model 1886. These products have immediately won the favor of the general public in the U.S., mainly for their excellent mechanical design and the quality of materials.

The reason why many American hunters and hunting guides require an 1886 in .45-70 is that there are many cartridges of this caliber on the market

today that are capable to overcome the biggest and most dangerous prey, but it takes a very strong and reliable firearm in order to manage the power and high pressures generated by these cartridges. The action of the 1886 is the ultimate choice.

Chiappa Firearms has accepted this challenge creating three basic models of the 1886: The 1886 Carbine with a 22" round barrel, an 1886 Rifle with a 26" octagonal barrel, and a 18.5" barreled Trapper model, all available in .45 - 70. In addition to the "Traditional" styled models, Chiappa has developed a modern version of this classic known as the "1886 Kodiak" which features a 18.5" semi-octagonal barrel in caliber .45-70 (U.S. Only) and available in Italy exclusively with a 22" barrel. As can be gathered from this range of 1886 models produced by Chiappa Firearms, the manufacturer based in Azzano Mella wanted to extend significantly the "Concept 1886", creating historic replicas of the original (though made with modern materials and construction techniques), at the same time models suited for specific needs and hunting environments.

Actually the 1886 Kodiak model used during my test for beat hunting wild boar, was designed by Chiappa Firearms specifically for use under the possibly most adverse weather, temperature and environmental conditions, as required by the North American market, in particularly that of Canada, Alaska and the Arctic

Circle in North America.

In these harsh territories, hunters and hunting guides face huge animals such as elk and, above all, the great North American bears such as the Grizzly, the Kodiak and the polar bear. Clearly a weapon suitable for this wild fauna and these environments must possess: quality of materials, total reliability, accuracy and significant levels of available power.

The .45-70 is still the favorite caliber in those places and hunting contexts, mainly because cartridges are readily available and have a large and widespread distribution. Chiappa Firearms' model 1886 Kodiak was designed to meet these specific needs; these needs are certainly not those of our hunters of wild boar, but are certainly very close, especially in terms of difficult environments and conditions. Now about the use of the caliber 45-70 for wild boars, my opinion is that we do not need "extreme" cartridges: standard 300 grain JHP and JSP cartridges are more than enough or, better yet, the new Hornady LeverEvolution 325-grains is perfect.

TECHNICAL FEATURES

The Chiappa Firearms Kodiak rifle can be considered a perfect synthesis between the original model 1886 made by Browning / Miroku and a modern free



reinterpretation for hunting.

Like the original model, the Kodiak is chambered in .45-70 (the strong point of the 1886), a caliber that, as mentioned, provides levels of kinetic energy such that it can harvest from wild boars to elephants, great accuracy, very good availability of commercial ammunition and reloading, excellent distribution and availability of ammunition in all hunting fields in the world. The model I tested has the 22" barrel version. Chiappa Firearms is producing this firearm with materials and manufacturing processes (especially the barrel, frame and action), that are by far more modern and robust than by the original and that guarantee a superior internal and external ballistic performance. Additionally, the barrel, frame, lever and magazine feature a special matte hard chrome-plating that has the appearance very similar to stainless steel. This plating process allows this short rifle

to endure the harsh conditions of the world most adverse climates while offering the performance of quality high carbon steels allowing the use of the famous .45-70 cartridges "fourth level", suited for North American, African and Australian dangerous game. Chiappa Firearms managed to limit the weight of the rifle with 22" (56 cm) barrel to 3,850 kilos (8.3 lbs), this version is ideal to make good use of Hornady's new generation ammunition, to have perfect manageability and quick target acquisition, while minimizing recoil and muzzle-flip, even with the most powerful .45-70 ammunition. The entire mechanics of the Chiappa 1886 is machined from blocks of solid steel with CNC machinery and equipment, yielding perfect interchangeability with parts from the original model 1886. The barrel is made by button rifling with special care given at the muzzle crown, providing good accuracy and consistency of performance.

The rifling of the barrel is a standard 1 in 18" twist rate with six right-hand grooves for use with both commercial and reloaded ammunition of the new type for this caliber, ie the "long" LeverEvolution Hornady, and the various Garrett, Rhino, Buffalo, PMC, Barnes, et cetera. In fact, we know that bullets longer than the standard need to be stabilized through a faster groove rifling. The percussion system is indirect, through an outer hammer on a floating firing pin, while the triggering mechanism is single action with a trigger pull weight on the model we tested of 2,200 grams (4.84 lbs). The extractor is the classic hook type. The magazine houses 4 shots additionally with the fifth in the chamber. Stock and forend are made of wood, and coated with a special soft-touch black rubber which offers an exceptional grip, even with gloved hands, in the most adverse weather conditions, and protection of the stock from bumps, rain, snow and humidity. The butt plate (18 mm) is made of soft rubber / reinforced neoprene and is able to absorb the shock of the higher performance cartridges. The total length of the weapon is 1,037 mm. The finish, both external - impacting on aesthetics - and internal - impacting on mechanical and functional properties - is very good.

The Chiappa Model 1886 is thin, perfectly balanced in weight distribution, and yields an action cycle of cocking-firing-

ejection-cocking which is fast, precise and rather smooth. Not too smooth, because the steel finish and mechanics tend to "slow down" a little, which is typical action of the 1886. Actually, the 1886 standard and 1886 Trapper by Chiappa Firearms

LPA since I found it yields an easier and quicker target acquisition, especially when the target is a running wild boar.

THE TESTED AMMUNITION

Our market currently offers a good number of commercial ammunition for the .45/70 Government, mostly set on the 300 grain Hollow Point bullet: the only exception being the heavy and slow Remington ammo with 405 grain ball.

Although the number of ammunition with 300 grain bullets seems small - just three with Winchester



JHP, Remington Semi-JHP and Federal Hot-Cor HP - it is more than enough for "domestic use", namely for wild boar hunts. Of these three ammunition, the most powerful (even if only slightly), are the Winchester and the Federal.


The rest are reloaded ammunitions, which provide for this caliber performances similar and, in some cases even superior, to the .458 Winchester Magnum. In any case, if you hunt with this weapon abroad, you may find some really scary ammunition - Custom Garrett, Buffalo and PMC in the first place. As previously mentioned, Hornady already distributes a new type of .45/70 ammunition designed specifically for lever arms, called LeverEvolution, and distributed by Bignami, with wide distribution worldwide. Among the three standard ammos competing on the market today, I chose for this test the Federal Classic / Power Shock with Speer Hot-Cor Hollow Point ball. This bullet combines great penetrating power, thanks to its robust Hot-Cor, with an excellent level of expansion and release of energy due to its hollow point. Manufacturing a good bullet for heavy and slow calibers is not as easy as one may think, so much so that Hornady had to invest many resources to develop its new LeverEvolution, a bullet that seems to offer greater performance compared to all

SIGHTS

Being a multi-purpose firearm (hunter / hunting guide), this rifle has 4 threaded holes machined in the barrel to mount standard Weaver scope bases (model 48447 or 63BS) for scopes and red dots, as well as standard iron sights or Express Rifle, including the special Skinner diopter (peep sight) - supplied by the manufacturer and mounted on the first two threaded holes. An important note: when I speak of scopes, I mean of course the long focal type (handgun or scout scopes), given the position of the slide which is very far from the eyes of the shooter. The Skinner diopter is particularly suitable for both target shooting and for hunting mainly because the hole is fully adjustable through a threaded double circle mounted directly on the diopter. The Skinner diopter is fully adjustable both for elevation and windage. As to the front sight, the manufacturer is supplying a classic one, the black shark fin type. I replaced it with a red fiber optic from



WWW.THEBULLETBUNKER.COM




PHONE # 419-341-1416

PORTABLE, AFFORDABLE, DURABLE! BULLET TRAP
STOPS ANYTHING FROM .22 RIMFIRE TO 50 BMG A/P!
PERFECT FOR INDOOR/OUTDOOR RANGE USE!

"We shoot up to 60,000 rounds through these traps a week-no problem!"

Ron Norton
President/CEO
Chiappa Firearms





45-70 commercial loads made so far. We'll see. For the moment, users can safely hunt their big wild boars, not only in Italy but also in Eastern Europe, Turkey and *Sus Scrofa Attila* as well: we should not forget that this 300 grain ball provides, between 0 and 50 meters, 300 Kgm of energy.

Here are the main data of the Federal ammo I tested as supplied by the manufacturer: • Federal Classic / Power Shok with Speer Hot-Cor ball HP- FP 300 grain • Speed at the muzzle: 1,880 feet per second (573 m / sec) • Energy at the muzzle: 2,355 foot pounds (326 kgm) • Energy at 90 meters: 1,815 foot pounds (251 kgm) • Energy at 180 meters: 1,355 foot pounds (187 kgm).

At the time of distribution of this magazine, I understand that the importer-distributor Paganini has very recently started the distribution of the new commercial ammunition Barnes VOR-TX with 300 grain bullet TSX Flat Base that seems very good for wild boar hunting, I look forward to testing it in the field.

SHOOTING RANGE TEST

Based on the selected hunting technique for testing of the Kodiak rifle and the decision of using the weapon with the original sights (Skinner package), I opted to reset at the distance of 50 meters. After placing the black target with 10 and the much enhanced in fluorescent orange with adhesive Target Spot of Birchwood Casey, I ran the first three shots: the group was only 32x29 mm (1.25 ").

I let the barrel cool and then shot three shots with a group of just 28x27 mm. (Just over 1") It takes a little practice to use the peep sights, especially with a

moving target, but once you understand the dynamics of shouldering the weapon and aligning eye-sights-target, the result is excellent.

A personal hint: when using a diopter or peep sights you can use the dominant eye only while keeping the other closed, or keep both eyes open, which allows for a good training for both hunters and target shooters. Recoil and the muzzle-flip effect are very limited and perfectly controllable, so you can quickly eject the spent cartridge and replace it, largely thanks to a perfect weight distribution and optimal weight of the weapon. The 100 meters target, with simple Skinner sights, got a three shot group of 37x42 mm, that can only be obtained with a very well manufactured weapon.(1.5 – 1.75").

WILD BOAR HUNTING

My boar hunting tests took place both with my team, the Black Ear of Mulinaccio (Monte Giovi 3 / A) and during other hunts in the two ATC (hunting territories) SI 18 and 17.

We come now to the harvesting and relevant comments.

Animal number 1. Boar of about 60 kg male (132 lb). Shooting distance: 25 m approx. Position of the boar: at 3 /



4, running very fast towards the post. Two shots on the animal. Distance traveled by the wild boar after the two shots: within 3 meters from the first shot. Point of penetration of the bullets: behind the shoulder and neck, with diameters of holes equal to the diameter of the bullet at entry, and holes of about 1.5x at exit.

Notes. During this harvesting I have witnessed the perfect manageability and speed of reloading of the weapon, shooting animals on the run at short-distance, and the excellent stopping power of the duo caliber/ammunition. The loss of meat was acceptable.

Animal number 2. Boar of about 75 kg female (165 lb). Shooting distance: 50 m approx. Position of the boar: at 3 / 4 in rapid run to the left side of the post. Fired a single shot on the animal. Distance traveled by the wild boar after the shot: the animal collapsed on the spot. Penetration point of the ball: shoulder blade/humerus region left high, with hole diameter equal to the ball diameter. Exit point of the bullet: the ball went through both shoulders, with a diameter of the exit hole about double the diameter of the projectile.

Notes. The bullet Federal 300 grain HP-FP perforated the animal blocking it on the spot, evidence of a good balance between energy release and penetration. The loss of meat was acceptable, considering the point of impact of the bullet.

Animal number 3. Boar of about 70 kg female (154 lb). Shooting distance: 70 m approx. Position of the boar : perfectly horizontal, trotting toward the right side of the post. Fired a single shot on the



animal. Distance traveled by the wild boar after the shot: the animal collapsed on the spot. Penetration point of the ball: shoulder blade/humerus region low right, with a hole diameter equal to the diameter of the ball. Exit point of the bullet: the bullet went through both shoulders, with a diameter of exit hole around 3 times the diameter of the projectile. The loss of meat

was reasonable.

Notes. This ammo coupled with caliber .45/70, despite the standard-classic design, proved well suited for wild boar hunting, mainly for being balanced and steady, both for external and terminal ballistic performance. Clearly the market offers something better today - see LeverEvolution and Barnes VOR-TX - but

for those who do not like to get "knocked" on the shoulder or pay the obvious extra cost for high-tech ammo, without sacrificing accuracy and lethality, this is where they can go.

I have always been very fond of this type of firearm because I love solid, reliable and accurate firearms, in short those on which I can rely on especially at difficult times. My preference was developed during the years I lived in Africa and in over 150 big game hunting trips in Africa and North America, places where these qualities are mandatory, not optional.

What impressed me most of the Kodiak rifle is its exceptional adaptability, in terms of mechanical, ballistics and functional properties, to any hunting context, simply by changing ammunition and / or sights package.

A significant added value for a weapon that, based on a 125 years old principle, still has its say, and with great authority. The sale price, therefore, is not only worth the purchase, but can be considered a bargain regarding the ratio quality- price-performance of the weapon and its legacy.

Chiappa PRESENTS THE
22 CREW

Firearms innovator Chiappa has a new player on their team – the M9 pistol. The latest addition to Chiappa's line of quality firearms, the M9 is a true and faithful reproduction of the original, chambered in .22LR. Along with its cousin the 1911-22, these two reproduction handguns are "must haves" for serious collector-shooters.

With the look and feel of the larger caliber originals, the M9 and 1911-22 are perfect for cost-effective practice or just for fun. Try 'em once and see if you can resist the temptation to make them your own!

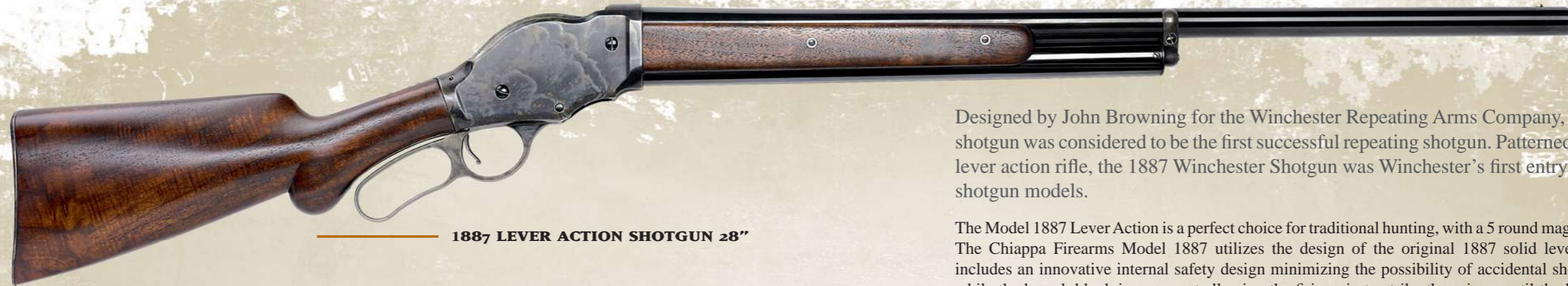
CHIAPPA firearms, ltd.
www.MKSChiappa.com

Exclusive Marketer
MKS SUPPLY
877-425-4867

MODEL 1911-22
MODEL M9-22

SEE your local gun dealer TODAY!

1887 LEVER ACTION



1887 LEVER ACTION SHOTGUN 28"



1887 LEVER ACTION SHOTGUN 22"



1887 LEVER ACTION SHOTGUN
HARD CHROME FINISH 22"



"AVAILABLE IN ANY COLOR YOU WANT AS LONG AS IT IS BLACK" - H. Ford

Proof that there is a parallel universe, and Chiappa has created it!

New for 2012 is the 1887 "T-Series" shotgun by Chiappa Firearms. This Lever Action Shotgun is a replication of the shotgun that has been immortalized in Sci-Fi thrillers and Video games. The "T-Series" is based on the Chiappa 1887 Lever action shotgun that is already known for speed and reliability in Cowboy Action competition, and a traditional favorite in the field, only now it is ready for a new era. The T-Series features all of the characteristics of the standard model, except with an 18.5" Barrel, matte black finish, and wood forearm and pistol grip that has a durable "Soft Touch" black rubber coating.

Wrap your hands around the new "T-Series" today for a fistful of fun and firepower!

Designed by John Browning for the Winchester Repeating Arms Company, the model 1887 lever action shotgun was considered to be the first successful repeating shotgun. Patterned after their highly acclaimed lever action rifle, the 1887 Winchester Shotgun was Winchester's first entry into a tremendous lineup of shotgun models.

The Model 1887 Lever Action is a perfect choice for traditional hunting, with a 5 round magazine. The Chiappa Firearms Model 1887 utilizes the design of the original 1887 solid lever that includes an innovative internal safety design minimizing the possibility of accidental shooting while the breech block is open, not allowing the firing pin to strike the primer until the breech block is completely closed.



The Lever Action Model is supplied with interchangeable chokes in three different sizes.



The "Fast Load" version was designed for Cowboy Action Shooting Competition and allows, even the novice shooter to load two cartridges simultaneously.

In just a few seconds it is possible to transform your 1887 standard model to a "Fast Load System" shotgun and back again with the "Cowboy Hunter" version.

Ohio SASS State 2009 Championship "Speed Shotgun" - Lassiter with an official time of 4.99 seconds for 6 shots from the port position.

Chiappa Firearms' 1887 model has a stock and forearm in European walnut, and on request may be supplied with a blued receiver. Available in caliber 12, the gun is used with interchangeable chokes, and is supplied with a cylindrical choke in the fast load version, and three chokes in the standard Lever Action version: FULL (one slot), MODIFIED (three slots) and CYLINDER (no slots). Upon request, we can also supply the 1887 model with 24" barrel – in this case, without chokes.

We designed the receiver for modern 2"3/4 ammunition that insures positive ejection of spent cartridges. The number of shots may be reduced according to local law.

Model	Caliber	Barrel length		Total length		Finish	Weight		No.shots
		IN	CM	IN	CM		KG	LBS	
1887 Lever Action	12	22"	56	39"	99	Color case	3,5	7,7	5 + 1
1887 Lever Action	12	22"	56	39"	99	Chrome	3,5	7,7	5 + 1
1887 Lever Action	12	24"	61	41"	104	Color case	4,12	9,1	5 + 1
1887 Lever Action	12	28"	71	45"	115	Color case	4,20	9,3	5 + 1
1887 Lever Action	12	28"	71	45"	115	Chrome	4,20	9,3	5 + 1
1887 Lever Action Fast Load	12	22"	56	39"	99	Color case	3,5	7,7	2
1887 Lever Action Fast Load	12	22"	56	39"	99	Chrome	3,5	7,7	2
1887 Lever Action Fast Load	12	24"	61	41"	104	Color case	4,12	9,1	2
1887 Lever Action "Cowboy Hunter"	12	22"	56	39"	99	Color case	3,5	7,7	5 + 1 / 2
1887 T Series	12	18,5"	47	28,6"	72	Matte Black	2,9	6,5	5

by Dennis Adler



Pair of six shooters

One of the most famous lawmen of the late 19th century was former Texas Ranger John Horton Slaughter.

After he tired of Ranging, the Civil War veteran migrated to Arizona, and by the 1870s had become a successful

cattleman. That, however, did not mark the end of his career as a lawman. His reputation had preceded him and the newly created Cochise County, in southeastern Arizona, needed a practiced lawman.

In November of 1886, Slaughter

was elected sheriff of Cochise County, which encompassed the new county seat in Tombstone. Slaughter was only the third man to hold the post. The first had been the notorious Johnny Behan, followed briefly by Sheriff J. L. Ward, who served from



Taylor's Runnin' Iron is lightning quick, requiring 4.8 pounds to cock the hammer and a light 2 pounds average to drop it.

The standard model Chiappa 1887 Lever Action Shotgun is based on the Winchester 1887 Guard Gun, which had a short, 22.25" barrel.



An impressive pair; pictured at left is the production version Chiappa 1887 with 22" barrel and at right, the deluxe Turnbull version with 28" barrel. The Turnbull features select walnut, high polish bluing, and brilliant case colors.

1882 to 1886. While Slaughter carried a Colt Single Action Army (SAA) revolver, his preferred means of enforcement was a 10 gauge double-barreled shotgun.

Standing only 5'6", steely-eyed Texas John Slaughter festooned himself with a shotgun belt overlapping his gun belt. Those who crossed him or heard tales of those who had, paid little attention to his stature but rather his abilities with both shotgun and six gun.

Though he preferred cattle ranching and playing poker to wearing a badge, with his duties as County Sheriff, by 1888 Slaughter had traded his double hammer gun for what was described at the time as a "repeating shotgun," a Winchester Model 1887.

A shotgun was regarded by most on either side of the law as the great equalizer

of odds and any lawman with a lick of self-preservation had a double hammer gun handy. While staring down the barrels of a 12 or 10 gauge double would usually discourage even the most emboldened or liquored up cowboys, every town marshal, sheriff, and constable knew that sooner or later two shots weren't going to be enough. So in 1887, John M. Browning and the Winchester Repeating Arms Company changed the odds with the introduction of the first lever action repeating shotgun.

The Model 1887 made shotguns the equal of six-guns with one shell chambered and five more in the magazine. Offered first as a 12 gauge and then in both 12 and 10 gauge models, the Winchester lever action shotgun truly was the great equalizer.

Winchester's 1888 sales catalog described the new lever-action shotgun as follows: "Sportsmen will find this a strong, serviceable arm. The system contains but sixteen parts in all, and can be readily understood from sectional cuts. The breech block and finger lever form one piece, and move together in opening and closing.

The hammer, placed in the breech block, is automatically cocked during the closing motion; but can also be cocked or set at half cock by hand.

The trigger and finger lever are so adjusted that the trigger cannot be pulled prematurely, and the gun cannot be discharged until closed.

The barrel can be examined and cleaned from the breech. The magazine and carrier hold five cartridges, which with one in the chamber, make six at the command of the shooter." Six indeed could make anyone on the wrong end think twice.

The 1887 was quickly adopted by lawmen like Slaughter, stage coach and railway guards, and most anyone who wanted the most firepower available in a shotgun.

1887 DETAILS

The 1887 models had beautifully color case hardened receivers and levers, and barrel lengths of 30.25 inches in

12 gauge and 32.25 inches in 10 gauge. Custom barrel lengths were also offered and short barrel versions were available for lawmen, guards, and messengers requiring a lighter, more maneuverable shotgun. Most guard guns had a 22.25- inch barrel.



The original design by John Browning had been well conceived, but it left a couple of things to chance. There was no safety, and the semi-concealed hammer did not project much above the breech-bolt, making it tricky to thumb drop safely onto a loaded chamber. In that respect little has changed due to Chiappa's stringent desire for authenticity and the same rules of handling apply. The gun at left is a real 1887 Winchester.

Late in 1897 Winchester added another variation listed as a Riot Gun.

Noted the factory, "The Winchester lever action 'Riot' gun is made with a 20-inch, rolled steel barrel, cylinder bore barrel, bored expressly to shoot buckshot. . .

They are far superior to a revolver for shooting in the dark, where aim is uncertain, as a buckshot cartridge contains nine bullets to one contained by a revolver cartridge."

Winchester's lever action shotguns were incredibly imposing weapons more than 120 years ago, and they are again in 2010 with two standard versions, the 22-inch barrel length Guard Gun and 28-inch barrel Sporting Gun, both faithfully reproduced by ArmiSport Chiappa in Italy. The reproductions are so well done that a description illustrating the handling of an original 1887 can be equally applied. "Shouldering the hefty lever gun for an aimed shot revealed a standard brass bead front sight.

The rear sight was simply a notch in the forward part of the receiver, a



Specifications

Chiappa Model 1887

Gauge: 12 • **Barrel:** 22 inches, 28 inches
OA Length: 38.88 inches, 44.88 inches • **Weight:** 8 pounds (empty)
Stock: Walnut • **Sights:** Rear frame channel, brass bead front • **Action:** Lever •
Finish: Color case hardened frame, lever, hammer, and butt plate, blued barrel, mag tube, and trigger
Capacity: 6-shot • **Price:** \$1,175 - \$1,215

holdover from the traditional side-by-side where shooters learned to sight down the centerline of the two barrels. Rounded semi-pistol grip stocks and a generous-sized steel buttplate made the 1887 easier to handle.

The factory also provided custom checkering on the forends and pistol grip and select walnut stocks with varnished finish, but the majority of 1887 models produced had standard oil stained straight grain walnut stocks and forends.” To recreate the deluxe variation, Chiappa has employed the services of Doug Turnbull to restock the 28-inch barrel length model with hand-selected walnut and refinish the receiver, hammer, lever and tangs in brilliant case colors. The end result rivals an original excellent condition 1887 Winchester.

Turnbull and Chiappa will also have a high ergrade deluxe version with checkered pistol grip and forend similar to the first Deluxe Model produced by Winchester in June of 1887.

The forend design of the 1887 is one of the model’s most distinctive features. It is of two-piece construction, divided by the barrel and magazine tube, and held together with one screw on early models and two on later production. The two

series also differed in the type of magazine retainer used.

The early examples had a stud secured to the underside of the barrel with a screw holding the retainer cap in place. This was changed around serial number 28,000 and by serial numbers above 30,000 the design changeover had been fully integrated.

The improved retainer used a steel band that partially encircled the barrel and was secured by a screw. A second screw passed completely through the end of the magazine. Versions of the later forend and magazine retainer designs were used for the Chiappa reproductions.

Built for black powder shells, the original 1887 models were discontinued after approximately 64,855 examples had been produced, and replaced by the improved Model 1901, which was built to withstand the added pressures of smokeless powder shot shells.

The 1901 model used a simple blued receiver and new two-piece action lever, changing both the styling and handsome look of the 1887.

The only notable external differences between the Chiappa 1887 and an original 1887 are the absence of the Winchester Repeating Arms logo on the left side of



Fired from the shoulder at 50 feet on a B-27 silhouette, No. 7-1/2 shot printed 85% of the upper torso. Dropping point of aim to dead center, the second shot printed 95 percent in the torso with approximately 75 percent filling the central body mass from the X to the 8 rings. We concluded with 1-1/2 oz. Sellier & Bellot 00 buckshot. This put five 00 pellets in the upper 9 and 8 rings dead center of aim (upper body mass), 6 pellets just below the shoulder blades in the arc of the 7 ring, and one in the neck.

the frame, and the rise of the comb, which is 0.75 of an inch higher on Chiappa production models. The deluxe Turnbull stocks also have a higher comb but it is more rounded and slightly lower.

The change in height was to make the reproductions easier to shoulder in competition and a bit more “user friendly” to one’s face. Although the difference is startling at first (assuming one has an original for comparison), the higher stock proves itself in use.

1887 RANGE TIME

The Chiappa 1887 shoulders easily and the high comb provides a solid cheek rest. Mechanically it handles just about anything you feed it. Our test gun was also equipped with a fast-load system (used for SASS competition). With a shell already chambered, the fast-load allows a second to be staged on the lifter without pushing it forward into the magazine.

When the lever is closed the loaded round can be fired with the second shell already waiting on the lifter when the action is cycled. Our test ammo was Ten-X 12 gauge with 1-ounce No. 7-1/2 shot. Fired from the shoulder at 50 feet on a B-27 silhouette, the shot printed 85% of the upper torso.

Dropping point of aim to dead center, the second shot printed 95 percent in the torso with approximately 75 percent filling the central body mass from the X to the 8 rings.

We concluded with 1-1/2 ounce Sellier & Bellot 00 buckshot. This put five 00 pellets in the upper 9 and 8 rings dead center of aim (upper body mass), 6 pellets just below the shoulder blades in the arc of the 7 ring, and one in the neck. Needless to say, once warned by an 1887 few outlaws would have stood their ground against a Winchester lever action shotgun or the man holding it.

The Chiappa functioned with no loading or ejection problems and delivered consistent accuracy. Trigger-pull on our test gun averaged 6 pounds, making it as easy to fire as it is to load. The folks at



How authentic is the Chiappa Model 1887? The gun at the top is an original Winchester. The most immediate difference is the slightly higher comb on the Chiappa. Like the original Browning design, the lever and trigger prevent a discharge before the lever is fully closed. And of course, the Chiappa models can easily handle either black powder or smokeless shells.

ArmiSport Chiappa have done a credible job of making a lever gun worthy of its Winchester ancestry.

RUNNIN’ IRON DETAILS

How many different ways are there to make a copy of the venerable “New Model Army Metallic Cartridge Revolving Pistol?” While that doesn’t exactly roll off the tongue, it’s the original factory designation for the Colt’s Model 1873.

Shortly after its introduction the name was popularly shortened to Peacemaker or Frontier Six-Shooter; the military used the contraction SAA. No matter what the name, the 1873 was destined to become the most successful and longest-lived revolver ever produced by Colt, and the most replicated cartridge firing western gun in the world.

So how many different ways are there to copy and modify the original design? We’re not sure, but Taylor’s & Company, working in cooperation with armsmaker A. Uberti in Italy, has found one very novel combination.

The new six-shooter called the Runnin’ Iron has been specifically tailored for Cowboy Mounted Shooting and SASS competition. One look and the differences in the design become evident.

The new models capitalize on features first introduced by Taylor’s with the Smoke Wagon, including 0.040 (40 thousandths) wider front and rear sights, a finely honed action and light trigger pull, and tapered, finely checkered walnut grips. The most recognizable and unique feature of the Runnin’ Iron is its wide, almost horizontal hammer design. Though similar to a Bisley hammer, this is a heavier, wider contour which better complements the SAA style grips.

The Bisley’s hammer and humpback grip and backstrap was designed more for target shooting and did not easily lend itself to quick work, whereas the gracefully angled hammer geometry of the Runnin’ Iron changes the entire cocking motion into a more fluid, linear movement that, combined with the tuned action, substantially reduces the effort.

Taylor’s shipped us two samples, one with a 5.5-inch barrel, blued finish and color cased frame and hammer, the other in polished stainless with 4.75-inch barrel.

Both exhibited fine fit and finish, soft almost muted case colors on the 5.5-inch and a brilliant polish on the stainless model. Both guns were chambered for .45 Colt. The “Runnin’ Iron” is also available in .38 Special/.357 Mag, and with a short, 3.5 inch barrel, the latter fitted with black polymer grips rather than walnut.

With the Runnin’ Iron’s finely tuned action we measured both the amount of effort required to cock the hammer as well as the trigger pull. Cocking the hammer required an average of 4.8 pounds as compared to a standard production Uberti SAA, which averages 7.8 pounds.

The trigger pull on an Uberti Cattleman averages 2.5 pounds while the tuned action of the Runnin’ Iron dropped the hammer at 2 pounds average.

Dollar for dollar this is the smoothest out of the box action we have ever tested.



full line of quality reproduction weapons available



1887 Shotgun

Smoke Wagon™

1873 Chiappa .22LR

www.taylorsfirearms.com

RUNNIN' IRON RANGE TEST

Although both guns were well balanced we found the 5.5-inch model a bit easier to handle, especially for cocking. The slightly heavier barrel gives the gun a touch more balance. Drawing from a holster, the rake of the hammer makes cocking very easy. For competitive shooting utilizing the off hand thumb to cock the hammer, the wide horizontal hammer makes this one of the fastest single actions we've ever fired.

We even tried the famous Arvo Ojala triple shot (using blanks of course) firing the first round on the draw and then, using thumb and small finger to re-cock, twice more in one continuous motion as you rake the off hand along the top of the frame and over the hammer.

To do this you need a smooth action, and above all a hammer that won't chew up your hand.

It takes a lot of practice with an empty gun to perfect Arvo's triple shot, and the Runnin' Iron is the only out-of-the-box six-shooter we have found that allows you to practice this discipline without an action job and smoothing off the rough edges of the hammer. Without these modifications, the usual result is a pinched finger and appropriate blood blisters.

We ran our range test on the dark side selecting two black powder rounds, Goex Pinnacle 235-grain round nose flat point (RNFP) .45 LC, and Ten-X .45 Colt 165-grain hollow based flat point (HBFP) black powder cartridges. The heavyweight and hot burning Black Hills loads cleared the 5.5-inch barrel at 730 fps (feet per second) in a cloud of smoke sufficient to prevent an adversary from getting a fix on the shooter. Makes those stories about gunfights in 19th century saloons, where after the first few shots nobody could see anything seem very plausible.

After a moment for the smoke to clear we took second through fifth timed shots at a 50 foot slow fire target from a distance of 33 feet (10meters)



The author executes an Arvo Ojala-style triple shot (using blanks) firing the first round on the draw and then, using thumb and small finger to re-cock, twice more in one continuous motion raking the off hand along the top of the frame and over the hammer. The "Runnin' Iron" is the only out-of-the-box six-shooter we have found that allows you to practice this discipline without an action job and smoothing off the rough edges of the hammer.

with rounds grouping pretty close and all within the black circumference of the tightly spaced 7-ring through 10-ring. On the slow fire target the entire central area has a circumference of 3-inches. Our best group measured 1.25 inches with four rounds overlapping in the 7 to 8 rings at 6 o'clock, and a trio overlapping in the 9 to 10 at 9 o'clock.

The remaining three rounds from two 5-shot strings landed in the 7 ring at 11 o'clock, the 9 ring straight up, and the 7 again at 1 o'clock. The three random hits were spread a little over an inch apart from center to center. Using the lightweight Ten-X 165-grain hollow based flat point black powder cartridges, the gun barely kicked and the rounds had a tendency to hit below point-of-aim.

Clearing the barrel at 603 fps average, the best group of five covered a 2-inch spread with three overlapping. The Runnin' Iron seemed to favor the heavier Black Hills loads for pounding them into tight groups, but for competition we'd learn to fine tune the Ten-X and pick up some time with reduced recoil and less smoke.

But like we've always said, for shootin' a .45 nothing puts a grin on your face faster than a few rounds of Goex Black Dawge!



The "Runnin Iron" is available in 3.5", 4.75" and 5.5" barrel lengths, all stainless or blued with case colored frame and hammer, and chambered in either .357 Mag or .45 LC. Grips are tapered checkered wood on the 4.75" and 5.5" barrel lengths, black polymer on the 3.5". The Runnin Iron retails for \$780 in stainless and \$650 blued.



Best groups from 33 feet (10 meters) with the Taylor's Runnin' Iron and Goex Black Dawge .45 Colt measured 1.25" with four rounds overlapping in the 7-8 rings at 6 o'clock, and a trio overlapping in the 9-10 at 9 o'clock. The remaining three rounds from two 5-shot strings landed in the 7 ring at 11 o'clock, the 9 ring straight up, and the 7 again at 1 o'clock.

FINAL THOUGHTS

The Taylor's Runnin' Iron models raise the bar for out-of-the-box single-actions. Its tuned action and hammer design make it an ideal and affordable .45 for SASS and Cowboy Mounted competition.

Whether you want the Chiappa Model 1887 lever action shotgun for SASS or just for knocking birds down in the field, this is by far the closest any armasmakers has come to capturing the look, feel, and above all, the quality of an original Winchester Model 1887. The Chiappa Turnbull edition makes that a fait accompli.


FOR MORE INFORMATION CONTACT:

Chiappa USA
937-835-5000
chiappafirearms.com

Taylor's & Co.
540-722-2017
taylorsfirearms.com

HARRIS
TACTICAL GROUP
Introduces a
NEW BI-MONTHLY
MAGAZINE

RIFLE
FIREPOWER

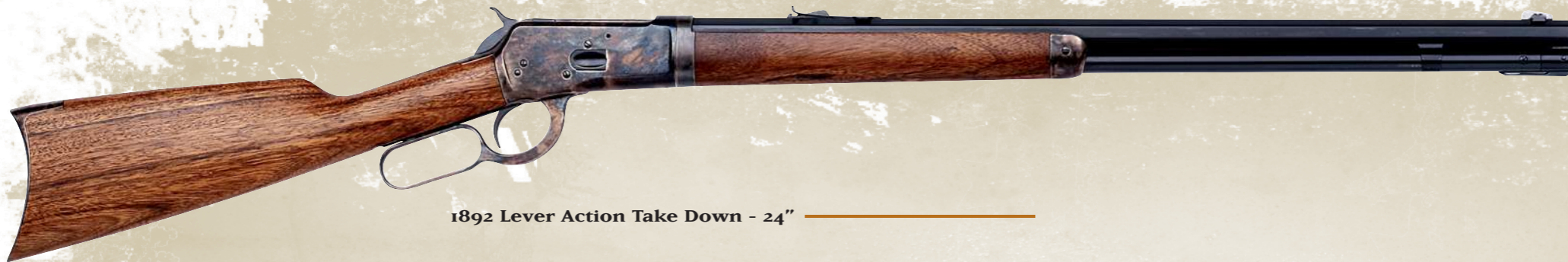


Long Gun Enthusiasts'
Ultimate Guide To:
• NEW RIFLES & OPTICS
• SHOOTING TACTICS
• GUNSMITHING
• AND MORE!




RIFLEFIREPOWER.com

1892 LEVER ACTION



1892 Lever Action Take Down - 24"

It is famous for its light weight, low recoil and responsive, easy handling. It displays a genius of design that makes it a modern-day treasure.



Designed by John M. Browning to replace the Model 1873, the 1892 Winchester rifle has become one of the most popular lever actions of all time. It was based on the Model 1886, but reduced in size and chambered for the popular short cartridges used in the Winchester 1873. Simplification of the elevator and feeding system gave the 1892 a much smoother action than previous models. This makes 1892 replicas very popular with Cowboy competitors.

Many of its components have been scaled down compared to model 1886, and simplified to handle the smaller calibers, and here is where this nostalgic rifle shines.



1892 Take Down Lever Action



Designed by John M. Browning to replace the Model 1873



1892 Lever Action 20"



1892 Lever Action Carbine



1892 Lever Action Rio Bravo Carbine



More than one million pieces were manufactured by Winchester, and although the company phased them out by 1930, they are still being made under different labels by other firearms producers, in a modern form.

The Chiappa Group is presently the only producer of a faithful replica of the 1892 series, with all parts being interchangeable with the original. A full range of 1892 versions has been developed: rifle and carbine with four different barrel lengths (12", 16", 20" and 24"), 6 different calibers, Take Down version, for the sport of Cowboy Action Shooting, hunting and collecting.

Carbine 20" has full length magazine, saddle ring on left side of receiver, forend kept in place by a barrel band.

1892 LEVER ACTION

The history of model 1892 is pinpointed with many glamorous anecdotes: John Browning, asked by Winchester to design an improved pistol caliber lever action, said he would have the prototype completed in under a month or it would be free, and he presented a functioning prototype 2 weeks later; secretary of War P. Hurley was presented with the one millionth rifle on December 13, 1932 and Admiral R.E. Peary carried an 1892 on his trips to the North Pole.

Chiappa Firearms offers the 1892 model in a rich variety of versions:

- Calibers: 45LC, 44/40Win, 357Mag, 38Special, 44WRM, 38/40Win
- Finish: Colour case, chrome, blued (black); engraved, engraved deluxe
- Barrels : 24" (Rifle and Take Down Rifle), 20" (Rifle, Take Down Rifle and Carbine), 16" (Carabine and Trapper), 12" (Pistol and Take Down Pistol); Rifle is the version with octagonal barrel, carbine is the version with round barrel.




**1892 LA TAKEDOWN GOLD ENGRAVED
Deluxe 24" barrel edition**



Like its big brother the 1886 Kodiak 5-shot, the 1892 Alaskan is a beautiful, modern version of the 1892 Lever Action. The Alaskan combines tradition with modern technology creating one of the fastest handling 1892 Leveractions designed specifically for the hunting market. A take-down rifle chambered in caliber .44RM and featuring the time-proven 1892 action, the Alaskan delivers serious knock-down power when using Hornady LEVER evolution Ammunition which the action is specifically tuned for.

10-shot + 1 in the chamber features a soft touch rubberized stock and a matte finish hard chrome receiver and 20" half barrel.



ALASKAN

The stock and forend are made of wood with overmolded rubber "softtouch" finish.



The butt stock is made of anti-shock rubber.

The sights are express style while the barrel is drilled and tapped for "Scout Mount" optics and QD swivels.



1892 LEVER ACTION

Model	Caliber	Barrel length		Total length		Grooves and rate	Finish	Weight		No. shots
		IN	CM	IN	CM			KG	LBS	
1892 Lever Action Rifle	44/40 Win	20"	50	38"	97	6 1x36 in	Color case	3	6,6	10+1
1892 Lever Action Rifle	44/40 Win	24 1/4"	62	42" 1/8	107	6 1x36 in	Color case	3,3	7,3	12+1
1892 Lever Action Rifle	45 L.C.	20"	50	38"	97	6 1x16 in	Color case	3	6,6	10+1
1892 Lever Action Rifle	45 L.C.	24 1/4"	62	42" 1/8	107	6 1x6 in	Color case	3,3	7,3	12+1
1892 Lever Action Rifle	357 Mag	20"	50	38"	97	6 1x 19 in	Color case	3	6,6	10+1
1892 Lever Action Rifle	357 Mag	24 1/4"	62	42" 1/8	107	6 1x19 in	Color case	3,3	7,3	12+1
1892 Lever Action Rifle	38 special	20"	50	38"	97	6 1x19 in	Color case	3	6,6	10+1
1892 Lever Action Rifle	38 special	24 1/4"	62	42" 1/8	107	6 1x19 in	Color case	3,3	7,3	12+1
1892 Lever Action Rifle	38/40 win	20"	50	38"	97	6 1x36 in	Color case	3	6,6	10+1
1892 Lever Action Rifle	38/40 win	24 1/4"	62	42" 1/8	107	6 1x36 in	Color case	3,3	7,3	12+1
1892 Lever Action Rifle	44 Mag	20"	50	38"	97	6 1x20 in	Color case	3,3	7,3	10+1
1892 Lever Action Rifle	44 Mag	24 1/4"	62	42" 1/8	107	6 1x20 in	Color case	3	6,6	12+1
1892 Lever Action Trapper	45 LC	16"	40,6	34"	86	6 1x16 in	Color case	2,7	5,5	7+1
1892 Lever Action Trapper	357 Mag	16"	40,6	34"	86	6 1x19 in	Color case	2,7	5,5	7+1
1892 Lever Action Trapper	44 Mag	16"	40,6	34"	86	6 1x20 in	Color case	2,7	5,5	7+1
1892 Lever Action Carbine	44/40 Win	20"	50	38"	97	6 1x36 in	Color case	3	6,6	10+1
1892 Lever Action Carbine	45 L.C.	20"	50	38"	97	6 1x16 in	Color case	3	6,6	10+1
1892 Lever Action Carbine	357 Mag	20"	50	38"	97	6 1x19 in	Color case	3	6,6	10+1
1892 Lever Action Carbine	38 special	20"	50	38"	97	6 1x19 in	Color case	3	6,6	10+1
1892 Lever Action Carbine	38/40 Win	20"	50	38"	97	6 1x36 in	Color case	3	6,6	10+1
1892 LA Carbine "Rio Bravo"	45 LC	20"	50	38"	97	6 1x16 in	Color case	3	6,6	10+1
1892 LA Carbine "Rio Bravo"	44/40 Win	20"	50	38"	97	6 1x36 in	Color case	3	6,6	10+1
1892 LA Carbine "Rio Bravo"	357 Mag	20"	50	38"	97	6 1x19 in	Color case	3	6,6	10+1
1892 LA Carbine "Rio Bravo"	38 special	20"	50	38"	97	6 1x19 in	Color case	3	6,6	10+1
1892 LA Carbine "Rio Bravo"	38/40 Win	20"	50	38"	97	6 1x36 in	Color case	3	6,6	10+1
1892 LA Carbine "Rio Bravo"	44 Mag	20"	50	38"	97	6 1x20 in	Color case	3	6,6	10+1
1892 Take Down Rifle	44/40 Win	24 1/4"	62	42" 1/8	107	6 1x36 in	Color case	3,3	7,3	12+1
1892 Take Down Rifle	44/40 Win	20"	50	38"	97	6 1x36 in	Color case	3	6,6	10+1
1892 Take Down Rifle	45 L.C.	20"	50	38"	97	6 1x16 in	Color case	3	6,6	10+1
1892 Take Down Rifle	45 L.C.	24 1/4"	62	42" 1/8	107	6 1x16 in	Color case	3,3	7,3	12+1
1892 Take Down Rifle	357 Mag	20"	50	38"	97	6 1x19 in	Color case	3	6,6	10+1
1892 Take Down Rifle	357 Mag	20"	50	38"	97	6 1x19 in	Color case	3	6,6	10+1
1892 Take Down Rifle	38 special	20"	50	38"	97	6 1x19 in	Color case	3	6,6	10+1
1892 Take Down Rifle	38 special	24 1/4"	62	42" 1/8	107	6 1x19 in	Color case	3,3	6,6	12+1
1892 Take Down Rifle	38/40 Win	20"	50	38"	97	6 1x36 in	Color case	3	6,6	10+1
1892 Take Down Rifle	38/40 Win	24 1/4"	62	42" 1/8	107	6 1x36 in	Color case	3	6,6	12+1
1892 Lever Action "Pistol"	45 L.C.	12"	30,5	23"	60	6 1x16 in	Color case	2,7	5,5	6+1
1892 Lever Action "Pistol"	44/40 Win	12"	30,5	23"	60	6 1x36 in	Color case	2,7	5,5	6+1
1892 L.A. Take Down "Pistol"	45 L.C.	12"	30,5	23"	60	6 1x16 in	Color case	2,7	5,5	6+1
1892 L.A. Take Down "Pistol"	357 Mag	12"	30,5	23"	60	6 1x19 in	Color case	2,7	5,5	6+1
1892 L.A. Take Down "Pistol"	44 Mag	12"	30,5	23"	60	6 1x20 in	Color case	2,7	5,5	6+1
1892 Alaskan Scout	44 Mag	20"	50	38"	97	6 1x20 in	Hard Chrome	3	6,6	10+1

Born to be glamorous during its service life, the 1892 gained eternal fame through fiction

Hollywood made it into an indelible icon of Western mythology using it in hundreds of motion pictures and television shows, carried by famous actors such as John Wayne, Chuck Connors, Steve McQueen.



Hollywood studios purchased the '92 in quantity because it was in regular production until World War II but looked sufficiently "Old West" to substitute for valuable antiques. Furthermore, it could fire the standard Five-in-One blank cartridge, together with the Colt Single Action Army "Peacemaker" revolver. This practice mirrored the real cowboys, who found it convenient to carry a rifle and a revolver chambered with the same ammunition.



Three lever versions are available as an accessory and are interchangeable on all models: Standard, Rio Bravo and Bounty Hunter. All 1892 models feature a standard lever, with the exception of models "Rio Bravo" and "Pistol" which feature a "Rio Bravo" type lever.

by Todd Lofgren



LSI Bounty Hunter

GUN TEST

Wanted: Dead or Alive's MARE'S LAIG — a great addition to anyone's CAS battery!

LSI BOUNTY HUNTER

.44Mag

BY TODD LOFGREN

It was 1958 and another new cowboy action drama was being introduced to the television viewing public. Starring Steve McQueen, Wanted: Dead or Alive followed the exploits of bounty

With a secate cowboy loading like these lead-banded rounds from 3-D blue. The author got all 10s from the big firing the Bounty Hunter "Randall-style."

JOSH RANDALL

hunter Josh Randall weekly as he tracked down and captured (or killed) villains and desperadoes for the bounty they afforded. Randall had a special gimmick that set him apart from the rest of the then-celluloid heroes. Like the big-looped Winchester carbine of the Rifleman or the long-barreled Colt of Wyatt Earp, Randall's shtick was also the weapon he carried. His was the Mare's Laig or Mare's Leg, a Winchester Model 92 carbine cut down at both ends to make it portable enough to pack like a pistol.

With its barrel shortened to around 9 inches and its buttstock cut off just behind its lever, the Mare's Laig hung from its saddle ring on a specially built holster rig that allowed McQueen to wield it with the speed necessary to outdraw the most proficient of "pistol-packin' miscreants" he faced.

A search on the Internet found me a set of four DVDs containing all 24 episodes of season one of Wanted: Dead or Alive. It had been about 48 years since I'd seen McQueen's portrayal of the polite and respectful, play by the rules hunter of men and even though all episodes were made in black and white, I was just as entranced and entertained as I had been at 10.

From the opening close-up of the holstered Mare's Laig strapped to McQueen's leg, to where the camera pans back to a full shot of McQueen ripping down a "Wanted" poster, one begins to wonder who is the actual star here – McQueen or the sawed-off Winchester



The casehardening found on the Bounty Hunter is absolutely gorgeous.

LSI Bounty Hunter

Specifications

Caliber: .44 Mag, .44-40, .45 Colt • **Barrel:** 12 inches
OA Length: 24 inches • **Weight:** 71 ounces (empty)
Sights: Fixed square-notched dovetail rear, brazed-on post-type blade front
Grips: Walnut • **Action:** Lever • **Finish:** Blued and casehardened
Capacity: 6 + 1 • **Price:** \$1250

he carried. McQueen became rather adept at handling his unique weaponry and practiced with it daily.

He could thumb-cock it, twirl-cock it, fan it, and was rather speedy at drawing it from its unique holster.

Wanted: Dead or Alive lasted from 1958 until 1961 but the mystique of the Mare's Laig lives on today. Only federal law, which prohibits the shortening of a rifle to handgun dimensions, has prevented the mutilation of countless numbers of original Winchesters.

But now there's hope for us would-be bounty hunters out there. Since federal law wouldn't allow shortening a rifle or carbine to create a Mare's Laig, the answer was to create a Mare's Laig from the ground up and designate it as a handgun from the get-go.

GUN DETAILS

Made for Legacy Sports International by Chiappa Firearms (aka Armi Sport) in Brescia, Italy, the Bounty Hunter is new for 2009. It is sure to stir the heart and soul of all those who grew up on the westerns from the 1950s and '60s.

Released under their Puma brand, the Bounty Hunter joins their stable of other Chiappa-produced Model 92 replicas that includes guns configured as solid-framed rifles and carbines as well as a takedown model and a big-looped carbine like the one carried by Chuck Connors as the Rifleman.

Shipped in pieces from their facility in Italy, final assembly of the Bounty Hunter takes place at Chiappa USA.

Offered in the original .44-40, the Bounty Hunter also comes in .45 Colt and .44 Mag. Chiappa has created a rendition of McQueen's gun that should please the most finicky of Mare's Laig aficionados.

I was immediately impressed with the crispness of its lines with all of the angles and flats present appropriate to an original arm. Screw holes were all round and all edges were flush and seamless.

The receiver, hammer, trigger, lever, buttplate and its two barrel bands were attractively color-case hardened displaying vivid hues of blue, silver and brown with the remainder of its metal being deeply blued.

Proper metal prep prior to finish application was evident.



OIF Exporting, LLC

The exclusive U.S. exporter of
Chiappa Firearms and other fine
U.S. brands throughout the world.

EMF

Bond Arms

Charter Arms

Freedom Arms

Hi-Point Firearms

Just Right Carbines

Diamondback Firearms

Keystone Sporting Arms

And other major U.S. brands

Arms. Ammunition. Accessories.



Service. Quality. Price.

812 East Franklin Street
Suite C
Dayton, Ohio 45459

Phone: 937-938-7271
Fax: 937-396-1046
Email: sales@oifexporting.com

some 2 to 3 inches shorter than the Chiappa replica.

I've read that his guns held six shots and if that was true, I can only surmise that due to their limited magazine tube space, there should be five rounds in the magazine and one up the spout.

The big-loop lever on the Bounty Hunter has a teardrop shape and is a lever shape used by McQueen later in the series.

His first gun's lever was more D-shaped in profile, and I assume that the change to the less pronounced teardrop lever allowed him to operate this later gun a little faster. Frankly, neither lever shape has anything to offer in the way of speed of operation over the 92's original lever design, but I suppose besides just looking cool, its larger opening did allow McQueen better access for a quick draw and saved him from a banged and bruised finger.

The lever design of the Chiappa version was nicely executed, but if I had my druthers I'd prefer the D-shaped design of the earlier gun.

Although Randall's gun had none, the Bounty Hunter comes with a fixed square notched rear sight dovetailed and paired to a brazed-on, post-type blade up front.

Slight windage adjustments with this setup is possible by drifting the rear sight in its dovetail limiting elevation refinements to filing of the front blade or replacement of the rear with one of a different height.

The wood on the Bounty Hunter appears to be walnut and has enough figure to make it quite attractive. The buttstock, abbreviated 3 inches behind the end of its top tang, fits up to metal as neat and clean as any I've ever encountered on a replica 92, and the same can be said for its forearm.

Like its slightly longer barrel, the buttstock is also cut longer than the Randall guns, and I'm not sure why that is since this gun is designated as a pistol and doesn't have to meet any overall length requirements.

It's capped with a nicely fitted buttplate and its oiled exterior is quite reminiscent of the finish found on early original Winchesters.

Because the Bounty Hunter uses an action that is a faithful reproduction of an 1892 Winchester's, it possesses neither a tang (nor any other type) safety nor rebounding hammer like that found on some of the other modern renditions of this rifle. It is true to the original in how it operates.

This was a nicely assembled gun and I could find no fault with either its fit or finish.

It locked up tightly with no slop in the breech bolt or locking bolts when closed. It cycled smoothly from the get-go and its hammer released crisply with no creep present with but 5 pounds of trigger pressure.

HOLSTER RIG

Since the Bounty Hunter was built without a saddle ring, a more conventional pouch to pack it in was needed over the hook-and-spring clip arrangement used by Randall. Legacy turned to holster maker Bob Mernickle of Mernickle Custom Holsters.

Built like a conventional holster, the heavy-duty pouch of the Mernickle

rig is fabricated from a laminate of two thicknesses of premium quality vegetable-tanned leather with a deep, recessed front to allow for easier drawing of the cut-down clone. It is of an open-toed design allowing about 5.5 inches of the Bounty Hunter to extend below the bottom of the holster.

Maybe not as fast as the rig used by Randall, the pouch system offered by

Mernickle is a more secure carry. I remember a scene where Randall tried

unsuccessfully to holster his Mare's Laig while bending down to check on the status of a fallen comrade.

Although he made several attempts to get it secured, the scene finished with it still flopping around, hanging only by its ring.

The holster has a folded-over belt loop secured to the back of the pouch by three screw posts that will allow it to ride over a belt of some 2½ inches in width



Although the guns used by Randall bore no sights, the Bounty Hunter comes equipped with a dovetailed square-notched rear paired to a sweated on blade type front.

BS CARGO SRL
Via Falcone 155-159
25062 Concesio (BS)
Phone: +39 0302180088
Fax: +390302186200
Cell: +39 3474306786
www.bs cargo.it
Skype: kyrgyz67

**Specialized in
IMPORT-EXPORT
of firearms**

or be hung through a buscadero- type loop like the one found on the matching Mernickle belt.

Fabricated from 9- to 10-ounce vegetable-tanned leather backed with a 4- to 5-ounce suede lining, the Mernickle belt is some 3 inches in width, tapering down to 1½ inches at the tongue and buckle.

I like its suede lining, as the slightly roughened surface of the suede helps hold belt (and holster) in place and keeps it from shifting or slipping around during movement.

The belt comes equipped with 25 cartridge loops capable of holding either the appropriate round that your Mare's Laig is chambered for or a whole beltload of big, impressive .45-70 cartridges like Randall wore.

The Bounty Hunter rig is a handsome and well-put-together outfit. All edges are nicely finished and all stitching is uniform, even and tight. It comes with a brass clip-cornered buckle and holster and belt are dyed in attractive mahogany



LSI contracted with Mernickle Custom Holsters to produce this Randall Rig for packing the Bounty Hunter. Due to the lack of a "saddle ring" its built differently from the rig Randall wore yet carries the Mare's Laig nicely.

brown.

The Mernickle rig will be offered exclusively through Legacy Sports and can be purchased with a Bounty Hunter as a package or as an option later.

RANGE TIME

I shot the Bounty Hunter on paper with eight different commercial loadings in both .44 Special and .44 Mag cases. Although it would function relatively reliably with the shorter .44 Special round, it showed a functioning preference for the longer overall length Magnum cased offerings.

The Bounty Hunter was not a particularly easy gun to shoot accurately off the bench. By using a couple of sandbags and a rabbit-eared rear rifle bag, I was able to get behind the sights and fire it "sort of" rifle-like. Using this method I was able to produce three-shot groups at 25 yards that averaged from a small of 1.43 inches to right at 2 inches.

I then fired it one-handed (awkward because of its weight and the angle one's wrist is forced into), then two-handed rifle-like (again difficult to direct), and then from the hip – all methods I'd seen McQueen employ when wielding his Mare's Laig.

FINAL NOTES

Like the big-looped alterations found on the Winchesters of John Wayne and Lucas McCain, the modifications incorporated into Randall's lever gun made it neither more accurate, more powerful, nor easier to use. On the contrary, the Mare's Laig and its contemporary clone, the Bounty Hunter, has neither the accuracy potential of a good carbine nor the portability of a good handgun. Still, I think Legacy Sports will sell every one of these that they can make. It has got

to be the most nostalgically collectible firearm currently being offered. It is well put together, handsomely finished and fun to shoot.

FOR MORE INFORMATION CONTACT:

Legacy Sports International
4750 Longley Lane, Ste 208
Dept CAS, Reno, NV 89502
775-828-0555
legacysports.com

LSI Bounty Hunter .44		
Load	Velocity	Accuracy
.44 Special		
3-D blue 200 RN Cowboy	883	1.89
OCI Trail Blazer 200 LFN	862	1.28
Winchester Cowboy Action 240 LFN	832	1.45
Speer Gold Dot 200 GDHP	975	1.83
.44 Magnum		
Blazer 240 JHP	1283	1.99
Black Hills 240 JHP	1496	1.43
3-D Blue 240 LRN Cowboy	921	1.63
Winchester USA 240 JSP	1641	1.96

Bullet weight measured in grains, velocity in feet per second (fps) by a PACT Chronograph, and accuracy in inches for 3-shot groups off a sandbag rest at 25 yards

HOWA/HOGUE WITH A NIKKO STIRLING SCOPE PACKAGE

Howa
Precision Rifles & Barreled Actions

- 20, 22 or 24 Inch Barrels
- Hogue Overmolded™ Stock in Black or OD Green
- 13 Available Calibers
- New HACT Two-stage Trigger System
- Three Position Safety
- Award-winning Nikko Stirling Nighthead 3-10x42 Scope
- One-piece Scope Rail and Rings Included

NEW HOWA ACTUATOR CONTROLLED TRIGGERS
Match Quality Two-stage Trigger

- Creep Free
- Consistent Let-off
- Crisper, Lighter Trigger Pull

LEGACY SPORTS INTERNATIONAL

1-800-5-LEGACY
LEGACYSPORTS.COM
SALES@LEGACYSPORTS.COM

Chiappa firearms: the only serial production manufacturer of the firearm originally produced by Christopher Miner Spencer.



SPENCER CARBINE 1860



970.048 SPENCER SLING

Designed as per the originals, this sling is worn over the shoulder and features a roller with large clip to attach to the Spencer saddle ring



970.102
Dies set cal. 56/50



970.101
56/50 Spencer Shell



970.125
Bullet 56/50 350 grs

Spencer initially produced the 1860 Spencer Carbine which was noted to be accurate and fire rapidly: It held seven metallic cartridges which weren't affected by dampness and it didn't need caps to fire. This newly designed rifle could be fired more rapidly than a revolver and reloaded in a tenth of the time it would take to reload a "colt" style revolver. There is no record of model 1860 Spencer Rifle being purchased by the ordnance department. They were made primarily for export to foreign governments and for the domestic civilian market.

The 1860 Spencer Carbine has been manufactured by Chiappa Firearms recreating every part in detail. All components are made from solid metal blocks of steel and nc machined, to guarantee that all parts are fully interchangeable.

Chiappa Firearms is the only world manufacturer of the Spencer model with an industrial process.



SPENCER RIFLE 1860

Model	Caliber	Barrel length		Total length		Grooves and rate	Finish	Weight		No.shots
		IN	CM	IN	CM			KG	LBS	
Spencer Carbine 1860	56/50 Spencer	20"	50	37"	94	6 1x26 in	Colour case	4,1	9	9
Spencer Carbine 1860	44/40 WIN	20"	50	37"	94	6 1x36 in	Colour case	4,1	9	7
Spencer Carbine 1860	45 LC	20"	50	37"	94	6 1x16 in	Colour case	4,1	9	7
Spencer Rifle 1860	56/50 Spencer	30"	76	47"	120	6 1x20 in	Colour case	4,8	10,6	9
Spencer Rifle 1860	44/40 WIN	30"	76	47"	120	6 1x36 in	Colour case	4,8	10,6	7
Spencer Rifle 1860	45 LC	30"	76	47"	120	6 1x16 in	Colour case	4,8	10,6	7

MINI SHARPS



MINI SHARPS ENGRAVED

The color case receiver is also available in white finish and laser engraving. The closing system works with dropping block action, the walnut stock has a steel, hunting-type butt plate. The elegant, blued octagonal barrel is complete with tang sights, but a beautiful 17" telescopic sight, in 3x or 6x, is also available and can be easily mounted on the predrilled barrel.

2-trigger Stecher system, available in nine calibers; the weight varies from 2,5 to 2,7 Kg according to the version (24" or 26" barrel) compared to 4,8 Kg of a standard Sharps, and the recoil is greatly reduced as well. In spite of its reduced weight, though, precision is virtually identical to that of the standard rifle, and its performance meets the requirements of the most demanding.

No wonder this small rifle has become a must for many Cowboy Action Shooters, as it can be used both for long range and for single shot matches, as well as a favorite for traditional hunters.

The 1874 Sharps was defined by the Americans of the late 19th century the "Ol' reliable", and for its precision it remained for decades the weapon upon which many counted for their survival, either for chasing or for defense from enemies.



MINI SHARPS

MINI SHARPS SHOWN WITH MALCOLM SCOPE

This great reliability basically depends on the intrinsic design features, such as the length of the barrel and the weight of the weapon. Obviously, these features do not go hand in hand with manageability, and for many and for many shooters - in particular women and juniors- handling a Sharps rifle is virtually impossible.

The Chiappa Group, producer of a replica of the original Sharps 1874 rifle since 1997, is offering a very clever, small version of the mythical rifle: the Armi Sport Mini Sharps. The "little" version is about 20% smaller than the standard rifle, but all main features, such as ballistic precision and details true to the original remain unvaried.

The Mini Sharps has very good looks; the length of the stock is virtually the same of the standard version, only with a softer angle, and consequently the center of gravity is much more comfortable, and the rifle does not weight forward as the larger version.



098.257
Mini Sharps diopter adjustable in elevation, eyepiece hole .031.




970.005
Short diopter Sharps

Model	Caliber	Barrel length		Total length		Grooves and twist rate		Trigger	Weight	
		IN	CM	IN	CM				KG	LBS
Mini Sharps	22WinMag	24"	61	37" 5/8	96	6	1x16 in	Double	2,5	5,5
Mini Sharps	22LR	24"	61	37" 5/8	96	6	1x16 in	Double	2,5	5,5
Mini Sharps Engraved	22LR	24"	61	37" 5/8	96	6	1x16 in	Double	2,5	5,5
Mini Sharps	22LR	26"	66	39" 5/8	101	6	1x16 in	Double	2,7	6
Mini Sharps	45LC	26"	66	39" 5/8	101	6	1x16 in	Double	2,7	6
Mini Sharps	44/40 Win	26"	66	39" 5/8	101	6	1x36 in	Double	2,7	6
Mini Sharps	38/55 Win	26"	66	39" 5/8	101	6	1x18 in	Double	2,7	6
Mini Sharps	22 Hornet	26"	66	39" 5/8	101	6	1x16 in	Double	2,7	6
Mini Sharps	30/30 Win	26"	66	39" 5/8	101	6	1x12 in	Double	2,7	6
Mini Sharps	17 HMR	24"	61	37" 5/8	96	6	1x9 in	Double	2,5	5,5
Mini Sharps	218 Bee	26"	66	39" 5/8	101	6	1x16 in	Double	2,6	5,7

Some calibers are available on request (special production)

by Jay Langston



Lyman Ideal model .38-55 Win

“Old Reliable” performance reborn as “Lil’ Reliable” - a smaller scale 1874 Sharps rifle!

GUN TEST

LYMAN IDEAL MODEL .38-55 WIN

“OLD RELIABLE” performance reborn as “LIL’ RELIABLE” - a smaller scale 1874 Sharps rifle!

Billy Dixon

Christian Sharps wasn't much of a businessman. The fact that he spent the last 4 years of his life as a trout farmer instead of reaping the benefits of his successful firearms designs speaks volumes to his lack of business acumen. But he could design a fine rifle.

Sharps' rifle design that came to be known as the 1874 model became legendary in the hands of skilled marksmen.

On June 27, 1874, at Adobe Walls on the Canadian River in the Texas Panhandle, more than 500 Kiowa and

One hundred and thirty years after the last original Sharps Model 1874 rolled off the line, Lyman Products celebrates the legendary rifle with their own Ideal Model Sharps. A scaled-down version of “Old Reliable,” Lyman’s “Lil’ Reliable” still delivers big results.

Comanche warriors suddenly surrounded young Billy Dixon and 27 buffalo hunters. The Kiowa medicine man told the warriors that his medicine made them invisible to the bullets of the “white eyes.” When Dixon fired his Sharps sporting rifle and blew a Kiowa from his horse at 1,538 yards, the Indians got a sharp dose of reality.

Just three months later on September 26, Creedmoor on New York’s Long Island hosted a crowd of more than 5,000 people gathered to witness the first international shooting competition in America.


Armed with their Sharps rifles, the American team had a good lead on the 800-yard targets, but the Irish team gained on them at 900 yards.

By the time they had finished shooting at 1,000 yards, the Irish were ahead of the Americans. In the end, the match was determined by the very last shot by the Americans.

Shooting a bullseye at 1,000 yards, the Americans emerged the winners with 934 points to the Irish team’s 931.

The 1874-pattern Sharps was a particularly popular rifle that led to the introduction of several derivatives in quick succession. It handled a large number of .40 to .50 caliber cartridges in a variety of loadings and barrel lengths.

Sharps made sporting versions from the late 1840s until the late 1880s. After the American Civil War, converted Army surplus rifles were made into custom firearms, and the Sharps factory produced



The Lyman Ideal Sharps’s 1-in-18” twist rate stabilizes bullets in the 240- gr. to 290-gr. range well, although it has trouble with longer bullets in the 310-gr. to 330-gr. range.



Models 1869 and 1874 in large numbers for the commercial buffalo hunters and frontiersmen.

These large-bore rifles were manufactured with some of the most powerful black powder cartridges ever made. Sharps also fabricated special long-range target versions for the then popular Creedmoor style of 1,000-yard target shooting.

GUN DETAILS

The 1874 Sharps rifle fostered legends, but when the great buffalo herds were decimated, the need for a heavy long-range rifle went with them. Perhaps, if Christian Sharps had designed the Lyman Ideal scaled-down version of the original 1874 Sharps at the time, his company might have survived.

One hundred thirty years after the last original Sharps Model 1874 rolled off the line, Lyman Products celebrates

the legendary rifle with their Ideal Model Sharps. “Lyman was approached by Chiappa Firearms to see if we would have an interest in teaming up with them on the Sharps rifle,” says Lyman’s Tom Griffin. “After we looked it over and made some changes to personalize it, we felt that it would be a good fit for our line.”

Although Sharps never made such a rifle, the Lyman Ideal Sharps is basically a scaled down Model 1874. “It is a somewhat loose version of the 1874,” Griffin added, “not an exact scaled down reproduction.

The .38-55 Win caliber was chosen, since it is a popular cast bullet caliber, and it ties in well with our line of bullet casting equipment.

The .22 Hornet version was chosen simply because it seemed to be a really fun, quiet cartridge to shoot in it with little recoil.”

To learn more about the scaled-down version of the 1874 Sharps rifle, I contacted Ron Norton of Chiappa. “The

Specifications

Lyman Ideal Model

Caliber: .38-55 Win • **Barrel:** 26 inches
Weight: 6 pounds (empty) • **Stocks:** Walnut • **Sights:** Lyman Tang rear, front globe
Action: Falling block • **Finish:** Engraved Stainless • **Price:** \$ 1,595



The Lyman tang sight and globe front sight certainly fit this rifle. To bring out even better results, the William Malcolm 3x scope is a good match to the gun's vintage lines.

'Little Sharps' was originally developed by Ron Otto and Aaron Pursley in Big Sandy, Montana," said Norton.

"The first time I saw the Little Sharps was at the Safari Club International Convention in Reno, Nevada in 2005. After seeing the many possibilities of a 'Lil' Reliable' in a multitude of calibers for the young, the old and everyone in between, we developed a relationship with Little Sharps and the rest is history."

The difference between this new rifle and an original Sharps is simply its size. The Little Sharps produced by Chiappa Firearms is a close duplicate of the full-sized Model 1874. The Lyman Ideal is reduced in scale by 20-percent from the

original's dimensions.

The ratio of size reduction doesn't equal weight reduction, though. The new design weighs nearly half as much as its full-sized brother, while modern barrel and action steel make it stronger as well.

The new rifle's button-rifled barrel is as capable of producing superb accuracy matching the legendary rifle's performance.

Lyman's new Ideal model is a continuation of where the historic Sharps rifle series left off. The streamlined lock profile and vintage-style laser engraving are exclusive to this beautiful rifle.

Most befitting is the Lyman tang sight and globe front sight. Double-set triggers raise the accuracy potential, and

provide an adjustable, crisp let-off.

The bore groove measured .3775 on the rifle I tested. The receiver is finished bright matte, with vintage-style laser engraving. The 26-inch barreled .38-55 rifle has a 1-in-18-inch twist.

The overall length is 42 inches, and the rifle tips the scale at approximately 6 pounds. The stock is straight-grained, classic walnut. As much as I like the sight setup on this rifle, my eyes are a far cry from the 20/12 vision I had when I was in college. To give the rifle a fair chance at proving its potential, I decided to add a scope.

Now, it wouldn't do to add just any scope to this vintage classic, so I chose

“On June 27, 1874, more than 500 KIOWA AND COMANCHE WARRIORS

suddenly surrounded young Billy Dixon and 27 buffalo hunters.

The Kiowa medicine man told the warriors that his medicine made them invisible to the bullets of the 'white eyes.' When Dixon fired his Sharps sporting rifle and blew a Kiowa from his horse at 1,538 yards, the Indians got **A SHARP DOSE OF REALITY. ”**



Lyman Ideal Model .38-55 Win

Performance

Load	Velocity	Accuracy
Winchester 255	1,650	2.53
Handloads		
Nosler Partition 260/20 IMR 4227	1,632	3.36
Lyman 375449 264/23 A5744	1,638	1.28
Lyman 375248 249/20 IMR 4198	1,435	2.58
Lyman 378674 330/18 IMR 4198	1,232	6.70
RCBS 378-312 312/18 IMR 4198	1296	5.50



Bullet weight and load measured in grains, velocity in feet per second (fps) by Oehler 35P chronograph, and accuracy in inches for 3-shot groups from 100 yards.

a William Malcolm 3x that was period correct for this rifle.

The Malcolm chosen was a 0.75 of an inch tube, 17-inch long model that is externally adjustable for windage and elevation.

CARTRIDGE DETAILS

The .38-55 Win cartridge was introduced in 1876, and is named for its approximate .38 caliber bullet and 55-grain load of black powder.

The .38-55 was invented by Ballard, which was purchased by Marlin Firearms the previous year.

The .38-55 was chambered in various single-shot target rifles and in Marlin's 1893 lever action, seeing later use by Winchester for its Model 1894 lever-action rifle.

The .38-55 case was also necked down to .30 caliber, loaded with smokeless powder and christened the .30-30 Win. Winchester continued chambering various rifles in .38-55 until about 1940, and used it in a few commemorative rifle editions since then.

Also, Marlin used this caliber in

some 336 models. A modernized version of the cartridge debuted in 1978 as the .375 Win, designed with higher pressures and for use in modern firearms only. It is not safe to fire factory .375 Win ammunition in rifles chambered for .38-55, especially in older versions of the .38-55.

The brass is very similar, or identical in some cases, but using modern, higher-pressure .375 loads in an older rifle could cause serious injury to the shooter.

The .38-55 is renowned for its exceptional accuracy at ranges up to 330 yards, and is often used to hunt black bear and deer at moderate ranges. The caliber shows up in Cowboy Action Shooting side matches, too.

RANGE TIME

I took special care for the break-in period of this rifle. To smooth the bore, I fired jacketed .375 250-grain Noslers for the first 50 shots. Between every two shots, I cleaned the bore. The next 50 shots were cast Lyman 264-grain gas-checked bullets.

With all of my cast bullets, I weigh them before sizing and lubricating to segregate by weight. With bullets over 150 grains, I try to put them into groups that

fall within 1-grain. The bullets that fall too far outside of the average groups are considered culls.

I sized and gas-checked the culls and used them for seasoning the bore. The break-in exercise not only helps accuracy, it makes cleaning easier and improves barrel life.

Overall case length for .38-55 is 2.08 inches. I used 100 virgin .30-30 Win brass to form usable .38-55 cases, but their total length was 1.960. In addition, I necked up another 20 Remington .30-30 cases. I annealed the Winchester case necks to make them more flexible for reforming, but left the once-fired Remington brass to see how they would compare with the annealed cases.

Going from .30 caliber to .38 caliber in one pass was asking for a lot of ruined cases, so I opted to neck up to an intermediate size.

I have a set of dies to form .357 Herrett from .30-30 cases, so I used the expander plug to neck up the cases. An expander die for a 9mm or .357 would work as well.

The next step was to expand up to .38 caliber and resize with the .38-

“SHARPS made sporting versions from the late 1840s until the late 1880s. After the AMERICAN CIVIL WAR, converted Army surplus rifles were made into custom firearms, and the Sharps factory produced Models 1869 and 1874 in large numbers for the COMMERCIAL BUFFALO HUNTERS AND FRONTIERSMEN . . .”



55 Lyman reloading die set. During the necking process, I crushed four of the Winchester cases, and five of the Remington cases.

Four percent failures rate for the annealed cases versus 25 percent for non-annealed shows an obvious benefit.

Even though the converted .30-30 cases were shorter than specified, they worked fine for the rifle's break-in and plinking loads.

I had trouble locating new .38-55 brass, but was able to find some once-fired .375 Win to use in testing. The two different .38-55 case lengths exist, 2.125-inch and 2.080-inch. Starline Brass makes both lengths. Winchester is another source for .38-55 brass. In a pinch, .375 Win brass can be used as well.

Two days before finishing this article, I did receive some new .38-55 Win brass and put it to use.

For starting loads, I used Reloader 7, IMR 4198 and Accurate 5744. Without much loading data available, I decided to start low with powder charges and work up to loads that performed well enough to get

a feel for the rifle and optics.

I measured powder charges with an old RCBS 5-10-5 scale and used a handloading tool to seat five bullets for velocity testing.

When I got the speed up to minimum velocities, I loaded enough shoot groups. My first load of IMR 4198 was 16 grains, which produced an average of 1,175 feet per second (fps) with the RCBS 312-grain cast bullet. Bumping the charge to 18 grains produced an average of 1,296 fps, which was fast enough to start punching paper.

I learned quickly that the 1-in-18-inch twist rate for this rifle wasn't fast enough to stabilize the long 312-grain RCBS bullet. Every shot was keyholed - even though it printed a 5-inch, three-shot group at 100 yards.

To confirm that the heavier bullets were not compatible with the slower twist rate, I loaded 18 grains of 4198 behind the Lyman 330-grain bullet and proceeded to put elongated holes in targets.

Crossing these bullets off my list, I started working the other two bullets.

The 249-grain Lyman 375248 bullet and the Lyman 375449 gas-checked bullet were cast from a 50:50 alloy of linotype and clipon wheel weights.

This alloy has a Brinell hardness of 17, which is higher than I would want for hunting loads, but is fine for target shooting.

The 249-grain Lyman 375248 averaged 1,435 fps when pushed by 20 grains of IMR 4198, and produced 2.13-inch 5-shot groups at 50 yards with factory sights.

At 100 yards with the Malcolm 3x scope groups measured 2.58 inches.

I tried 23 grains of Accurate 5744 behind the 264-grain Lyman, and got a 1,638 fps average.

At 50 yards with iron sights, this load kept five shots under two inches, and at 100 yards with the 3x scope its best group measured 1.28 inches.

Late in the testing, I was able to purchase a box of Winchester 250-grain factory ammunition to form a basis of comparison with the cast bullet loads.



Groups from 100 yards measuring just over an inch are a good start for this rifle. Continued load development will zero in on loads with amazing accuracy.



FINAL NOTES

For a shooter who likes casting bullets and stepping back in time, the Lyman Ideal .38-55 is an excellent rifle. My early attempts to establish a baseline for finding an accurate load was a hoot.

I look forward to working with this rifle over the coming months to find a load that will print tiny groups, as well as creating hunting loads. I plan to give this rifle a good workout, and it should prove to be "big medicine" on whitetails this fall. Find out more by visiting lymanproducts.com or calling 800-225-9626.

"America's Choice for Reloading Value"

Lyman®

Sharps Created It. Lyman Made It Ideal.

Lyman's Ideal Model is a unique interpretation of the timeless Sharps Rifle.

Scaled down in size and weight, it makes a superior hunting rifle in the renowned .38/55 and .22 Hornet chamberings. The streamlined lock profile and vintage-look laser engraving are exclusive to Lyman's Ideal Model and unavailable elsewhere. Lyman's proven tang sight and globe front sight combine with the rifle's double set triggers to deliver the full measure of accuracy this premium rifle offers.

Lyman-specified bore dimensions make this rifle a real shooter. Whether for BPCR competition, Cowboy Long Range Rifle or hunting, this barrel will deliver. Lyman has made sure that bore and chamber dimensions are crafted to SAAMI specs for reliable and repeatable accuracy.



- Distinctive Receiver Profile & Bright Finish
- Vintage Look Laser Engraving




Ideal Model Exclusive Premium Features:

- Lyman Specification Bore Dimensions
- Lyman Tang Sight with Target and Hunting Apertures
- Precision Globe Front Sight with Inserts

For a new catalog:
Call 800-22-LYMAN or
visit www.lymanproducts.com

Lyman®
475 Smith St., Middletown, CT 06457
Dept 0000



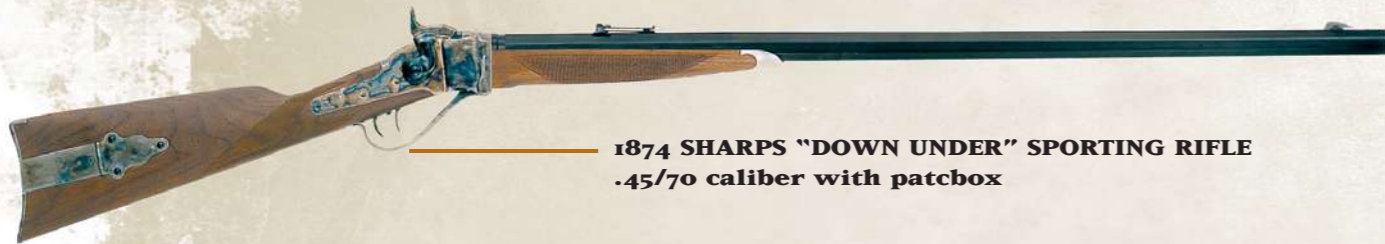
1874 SHARPS Creedmoor .45/70 Caliber

Sharps Creedmoor model

On September 26, 1874 Creedmoor witnessed a crowd of over five thousand people all come to see the grand match between America and Ireland. At 800 yards the Americans had a good lead. The Irish gained on them at 900 yards, and by the time they had finished shooting at 1000 yards were ahead of the Americans. In the end the match was to be determined by the very last shot fired by the Americans. Shooting a bull's eye at 1000 yards to score 4, the Americans emerged the winners on 934 points to the Irish team's 931.

In commemoration of this historical match, Chiappa Firearms developed the Sharps Creedmoor model, featuring excellent shooting precision especially for long range competition. The round barrel has a special conical machining which ensures top target performance up to 1,100 yards (1.000 mt). Other special features of the Creedmoor model are the diopter and tunnel front sight, the pistol grip stock and flat buttstock.

The rifles of Christian Sharps fought in the great battle and won.



1874 SHARPS "DOWN UNDER" SPORTING RIFLE
.45/70 caliber with patchbox

Sharps "Down Under"

Matthew Quigley was an American cowboy and excellent sharpshooter, with a specially modified 1874 Sharps Buffalo rifle with which he could shoot accurately at extraordinary distances. His adventure in Australia became legendary, and was featured in a famous film.

Chiappa Firearms Down Under model features a 34" octagonal heavy barrel with Hartford collar. The forend is machined with an elegant pewter tip cast directly in the wood according to the ancient tradition. Tang is predrilled for Creedmoor sight placement with 2 1/4" base. Barrel, frame and side lock are marked as per the original.



1874 SHARPS SPORTING GOLD ENGRAVING
DELUXE Version .45/70 caliber



Breech block and Barrel
of the Down Under

The pewter tip is cast
directly in the wood -
Down Under Model

1874 Sharps Deluxe



SHARPS SPORTING White Finish
with 32" Malcolm Scope

SHARPS - Metal cartridge

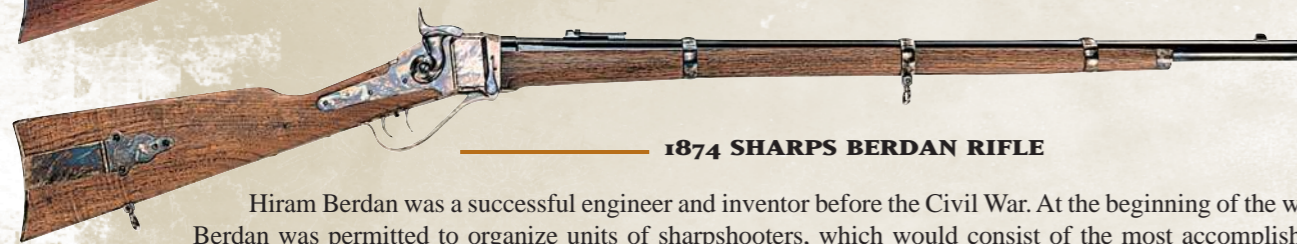
After the Civil War many paper cartridge percussion Sharps rifles were converted into breech loading rifles with metal cartridges. The post-war years were golden years for the Sharps Company; production increased strongly, and at the same time the activity of converting percussion rifles into rifles with classic loading grew. The most famous Sharps among all the models that the company produced was certainly the "Sporting 1874" model. Ironically, both Lawrence and Sharps died in 1874. That year, investors launched the reorganized Sharps Rifle Company, and with it the Model 1874, also called the "Old Reliable" which was stamped on its barrel.

The large variety of calibers – from an easy cal. 40 to a more massive cal. 50 – also contributed to Sharps' being the most important and most popular rifle during those years. Hunters and frontiersmen in the West required bone-crushing cartridges to harvest big game, and the 1874 Sharps was one of the few rifles that could handle such charges. The Sharps rifles were famous for being able to shoot their big black powder bullets huge distances with extreme accuracy.

Many famous names in the America of that period are bound to the name of Sharps. Men like Billy Dixon, "Buffalo Bill" Cody, "Bat" Matterson and many others used the "great single shot rifle" in hunting bisons, at the time when this animal was still roaming with immense herds on American plains.

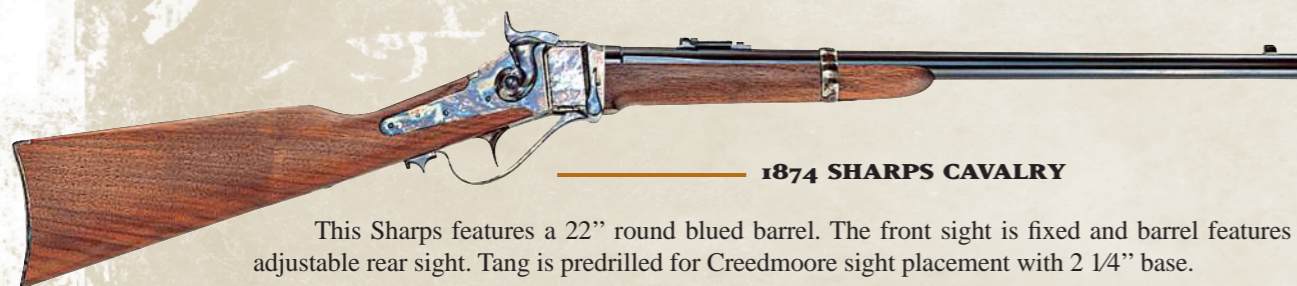


1874 SPORTING SHARPS



1874 SHARPS BERDAN RIFLE

Hiram Berdan was a successful engineer and inventor before the Civil War. At the beginning of the war, Berdan was permitted to organize units of sharpshooters, which would consist of the most accomplished marksman from the Northern states. These units soon became legendary for their expert marksmanship and respectable battle record. This Sharps features a 30" round blued barrel attached to a one-piece American walnut hand oil finished stock with 3 metal bands. The front sight is fixed and the barrel features an adjustable rear sight. Tang is predrilled for Creedmoor sight placement with 2 1/4" base.



1874 SHARPS CAVALRY

This Sharps features a 22" round blued barrel. The front sight is fixed and barrel features an adjustable rear sight. Tang is predrilled for Creedmoor sight placement with 2 1/4" base.



Lock detail

Texas Sharps Carbine is a copy of the 1859 Percussion Sharps Military Carbine converted to centerfire. This firearm was then sold to Texas and issued to the Texas Rangers stationed on the Western Frontier. Each of the 36 original carbines were marked on the barrel by the Rangers with a T S and numbered as issued. The carbines are produced in 45-70 and 50-70 calibers and feature case colored receivers, a blued steel barrel and parts. The wood is American black walnut as was used on the original Texas Ranger carbines.

Model	Caliber	Barrel length		Total length		Grooves and rate	Trigger	Weight	
		IN	CM	IN	CM			KG	LBS
Rifle 1874 Sharps Sporting	45/70	30"	76	47"	120	6 1x16 in	Single	4,53	9
Rifle 1874 Sharps Sporting	45/70	30"	76	47"	120	6 1x16 in	Stecher	4,53	9
Rifle 1874 Sharps Sporting	45/70	32"	81	49"	125	6 1x16 in	Single	4,7	10,2
Rifle 1874 Sharps Sporting	45/70	32"	81	49"	125	6 1x16 in	Stecher	4,7	10,2
Rifle 1874 Sharps Sporting	45/70	34"	86	51"	130	6 1x16 in	Stecher	5,2	11,5
Rifle 1874 Sharps Sporting pewter tip	45/70	32"	81	49"	125	6 1x16 in	Stecher	4,7	10,2
Rifle 1874 Sharps Sporting pewter tip, checkering	45/70	32"	81	49"	125	6 1x16 in	Stecher	4,7	10,2
Rifle 1874 Sharps Sporting patch box	45/70	32"	81	49"	125	6 1x16 in	Stecher	4,7	10,2
Rifle 1874 Sharps Sporting patch box	45/70	32"	81	49"	125	6 1x16 in	Stecher	4,7	10,2
Rifle 1874 Sharps Sporting pewter tip	45/70	34"	86	51"	130	6 1x16 in	Stecher	5,2	11,5
Rifle 1874 Sharps Sporting engraved	45/70	32"	81	49"	125	6 1x16 in	Stecher	4,7	10,2
Rifle 1874 Sharps Sporting gold engraved	45/70	32"	81	49"	125	6 1x16 in	Stecher	4,7	10,2
Rifle 1874 Sharps Sporting gold engraved	45/120	32"	81	49"	125	6 1x16 in	Stecher	4,7	10,2
Rifle 1874 Sharps Sporting	40/65	32"	81	49"	125	6 1x16 in	Stecher	4,7	10,2
Rifle 1874 Sharps Sporting	45/90	32"	81	49"	125	6 1x16 in	Stecher	4,7	10,2
Rifle 1874 Sharps Sporting	45/90	34"	86	51"	130	6 1x16 in	Stecher	4,85	11,5
Rifle 1874 Sharps Sporting	45/120	32"	81	49"	125	6 1x16 in	Stecher	4,7	10,2
Rifle 1874 Sharps Sporting	45/120	34"	86	51"	130	6 1x16 in	Stecher	4,85	11,5
1874 Sharps Infantry	45/70	30"	76	47"	120	6 1x16 in	Single	4,53	9
1874 Sharps Berdan	45/70	30"	76	47"	120	6 1x16 in	Double	4,53	9
1874 Sharps Cavalry	45/70	22"	56	39"	100	6 1x16 in	Single	3,6	8
1874 Sharps Cavalry	50/70	22"	56	39"	100	6 1x24 in	Single	3,6	8
1874 Sharps Texas Cavalry	45/70	22"	56	39"	100	6 1x16 in	Single	3,6	8
1874 Sharps Texas Cavalry	50/70	22"	56	39"	100	6 1x24 in	Single	3,6	8
1874 Sharps Creedmoor	45/70	34"	86	51"	130	6 1x16 in	Double	5,2	11,5
Rifle 1874 Sharps Down Under	45/70	34"	86	51"	130	6 1x16 in	Stecher	5,6	12,3
Rifle 1874 Sharps Down Under	45/90	34"	86	51"	130	6 1x16 in	Stecher	5,6	12,3
Rifle 1874 Sharps Down Under	45/120	34"	86	51"	130	6 1x16 in	Stecher	5,6	12,3
Rifle 1874 Sharps Down Under	50/90	34"	86	51"	130	6 1x24 in	Double	5,6	12,3
Rifle 1874 Sharps Down Under	45/110	34"	86	51"	130	6 1x16 in	Double	5,6	12,3
Rifle 1874 Sharps Down Under	38/55Win	34"	86	51"	130	6 1x24 in	Double	5,6	12,3
Rifle 1874 Sharps Silhouette	45/70	32"	81	49"	125	6 1x16 in	Stecher	4,7	10,2

Different combination available on request.



970.006 Long Range Creedmoor Approx. yardage 1200



970.073 Front sight globe with 3/8" dovetail



970.010 Sight aperture inserts (10)



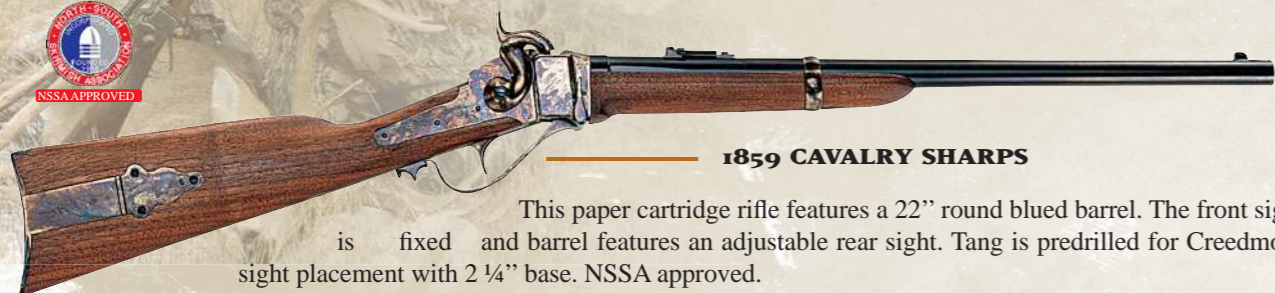
970.005 Mid Range Creedmoor Approx. yardage 700



Additional eyepiece
730.030 - .46": bright light conditions
730.031 - .46": cloudy light conditions
730.032 - .46": low light conditions

The Sharps Rifle marked the beginning of a new trend in the field of firearms as it could be loaded from the breech instead of the muzzle. This made for much faster loading and firing times and also allowed a soldier to lie down or take cover while reloading. Christian Sharps was a cantankerous but brilliant inventor who, in September 1848, patented a single-shot, lever-activated, breech-loading rifle with a vertically sliding breechblock. Many improvements were brought to the Sharps model in the following years, mainly by Richard Lawrence, armorer of the firm Robbins & Lawrence.

The rifle entered service in 1850 and until 1882, year in which the Company ceased its activity, the Sharps rifle had a fundamental role in American History. The Sharps percussion models were used in the revolutionary riots prior to the Civil War. Sharps percussion Infantry and Cavalry models were then used by Yankee battalions during the whole war period. Roughly 100,000 of them were built between 1850 and 1881 when it was finally retired from service. The Sharps was undoubtedly one of the most popular rifles in those years, the most used both by ordinary soldiers and by officials. Typically a soldier could fire between 8 and 10 shots per minute depending on his skill.



1859 CAVALRY SHARPS

This paper cartridge rifle features a 22" round blued barrel. The front sight is fixed and barrel features an adjustable rear sight. Tang is predrilled for Creedmoor sight placement with 2 1/4" base. NSSA approved.



1863 SHARPS SPORTING

This rifle is a paper cartridge rifle available in .54 and .451 caliber. We offer two different barrel lengths and your choice of single trigger or double set, dual phased triggers. This sporting rifle has an octagonal blued 32" barrel and overall length is 49". Tang is predrilled for Creedmoor sight placement with 2 1/4" base. American walnut stock, oil finished.



1859 SHARPS INFANTRY

1859 Infantry Sharps .54 caliber 910.016 This Sharps features a 30" round blued barrel, American walnut hand oil finished stock with 3 metal bands. The front sight is fixed and barrel features an adjustable rear sight. Stock features a steel patchbox.



Model	Caliber	Barrel length		Total length		No. of grooves and twist rate	Thr.	Trigger	Weight	
		IN	CM	IN	CM				KG	LBS
1863 Sharps Sporting	.54	30"	76	47"	120	6 1x48 in	M8x1	Double	4,8	10,6
1863 Sharps Sporting	.54	30"	76	47"	120	6 1x48 in	M8x1	Single	4,8	10,6
1863 Sharps Sporting	.54	32"	81	49"	124	6 1x48 in	M8x1	Double	4,8	10,6
1863 Sharps Sporting	.54	32"	81	49"	124	6 1x48 in	M8x1	Single	4,8	10,6
1863 Sharps Sporting	.451	30"	76	47"	120	6 1x22 in	M8x1	Double	4,8	10,6
1863 Sharps Sporting	.451	32"	81	49"	124	6 1x22 in	M8x1	Single	4,8	10,6
1859 Sharps Cavalry	.54	22"	56	39"	99	6 1x48 in	M8x1	Single	4,4	9,7
1859 Sharps Cavalry patch box	.54	22"	56	39"	99	6 1x48 in	M8x1	Single	4,4	9,7
1859 Sharps Infantry patch box	.54	30"	76	47"	120	6 1x48 in	M8x1	Single	4,8	10,6
1859 Sharps Berdan patch box	.54	30"	76	47"	120	6 1x48 in	M8x1	Single	4,8	10,6

by Dennis Adler



The 4 Guns of Josey Wales

A brace of Walkers, an 1860 Army and 1874 Sharps with a scope!

Some movies create their own legends. Shane was one such film, perhaps the best of all in the genre of a troubled gunman trying to become a hero. The Outlaw Josey Wales, on the other hand, is the tale of a good man turned bad by a chain of events set into motion as the Civil War begins to wind down in 1865. Josey Wales, however, is not a bad man, not in the classic sense like Clint Eastwood's portrayal of retired outlaw William Munny in Unforgiven. Rather, Wales is a man driven to murder, whose only true recourse is to pick up a gun, poignantly revealed as Eastwood digs through the ashes of his burned-out homestead to uncover a charred Colt pistol, and pursue the men who have destroyed his life.

What sets Josey Wales apart is that the killings in this film are not for



In one of the few scenes where the Walters are shown in an action close-up, it is obvious that the guns have been converted to fire blank cartridges as the cylinders have neither nipples nor percussion caps! In the famous picture of Clint Eastwood as Josey Wales, the Walkers clearly are percussion guns.

vengeance, but rather retribution. "Josey Wales is a hero," says Eastwood. "You see how he gets to where he is, rather than just having a mysterious hero appear on the plains and become involved in other people's plight." Wales is, in the worst possible way, the hero of his own life, and how that life plays out in the 1976 film directed by Eastwood is dramatic, and at times strikingly harsh.

Despite the ease with which Eastwood's character is willing to gun down anyone who stands in his way, or wrong those to whom he has taken a liking, Josey Wales is fundamentally compassionate and altruistic, a well-armed shepherd who tends to the weak. This complexity of anger and betrayal in conflict with a deep sense of morality makes Josey Wales the best character Eastwood has ever portrayed in a western, with the exception of William Munny in Unforgiven.

The emotional scales tipping

between rage and righteousness underscores the gunplay in every scene where Eastwood is engaged, and reaches a climax when he continues to fire empty guns, almost involuntarily one after another, first the Walkers, then the 1860 Army, and last the pocket pistol, while advancing on the man who had killed his family in 1865.

But it is with the saber of Union Captain "Redlegs"

Terrill, played to malevolent perfection by Bill McKinney, that Wales exacts his final retribution. It is with Terrill's chilling death, reflected in a look of astonishment that washes over Eastwood's face, that Josey Wales regains his humanity. Where fact and fiction collide in The Outlaw Josey Wales is in the timeline, a problem often encountered in westerns set immediately after the Civil War. Based on the 1973 Forrest Carter novel, The Rebel Outlaw Josey Wales, the guns used in the film not only change from time to time but seem to defy time.

With a story that spans a period of perhaps two years, beginning at the end of The War Between the States, Wales makes his way from Missouri to Texas following the murder of his wife and son by Union soldiers, led by "Redlegs" Terrill. Left for dead by Terrill, Wales survives his wounds, buries his wife and son, and then, as he sifts through the charred ruins of his log cabin, retrieves a gun from the ashes, a miracle gun; because it is a Richards-Mason 1860 army conversion, a Colt revolver that would not exist until 1873. This gun only appears briefly in a couple of scenes with Eastwood, but Richards Type 1 and Richards-Mason Colt conversions from the 1870s show up in the hands of more



The guns of Josey Wales: A pair of 1847 Walker Colts in cut down Confederate holsters, a Colt Pocket Pistol, a cut down 1860 Army in a shoulder holster, and Sharps rifle.

Taylor's & Co., Inc.
IMPORTERS & DISTRIBUTORS OF FINE FIREARMS

full line of quality reproduction weapons available

1874 Down Under Sharps

Half-Pint Sharps

www.taylorsfirearms.com



(Above) the Model 1874 Sharps used was well ahead of the movie's timeframe, 1865-66, but black powder Sharps rifles were popular with both sides during the Civil War, often to shoot Cavalry officers off their horses at more than 200 yards. (Above right) The author test fires the scoped Sharps chambered in .45-70. This Armi Sport Sharps Sporting Rifle from Taylor's & Co. is similar to the 1874 Sharps used in the movie.

than half a dozen characters throughout the story. The massive revolvers wielded by Eastwood for the rest of the film are 1847 Walker colts, which he carries in cut down military belt holsters. Wales also keeps an 1860 Army tucked in his gun belt and wears a shoulder holster variously occupied by a period correct .44 caliber 1860 Army with cut down barrel, a .36 caliber Pocke Navy, and a .38 Colt Pocket conversion. Not to worry, the Walkers also become cartridge guns several times in the film, which begs the question, who was making cartridge conversions for Walker Colts in 1976? the answer: probably someone in the Warner Brothers Studio armory, so that Eastwood's guns could be quickly reloaded with blank cartridges for filming the action scenes. Ah, Hollywood!

With much attention drawn to the brace of Walkers, the most impressive weapon in the entire film is Wales' Sharps rifle, which is mounted with a 30-inch scope. This is the long gun he uses to shoot the guide rope off a ferry carrying Terrill and his men across a river. "This is what we call a Missouri boat ride," says Wales as the raft breaks free of its towline sending the Union soldiers washing downstream.

With Terrill in dire pursuit of the not dead as thought Josey Wales, the rest of the story centers around a cat-and-mouse game of the hunted becoming the

hunter. As the tale unfolds, Wales befriends a wandering Indian Chief named Lone Watie, played to scene stealing perfection by chief Dan George, whose delivery of even the simplest line is poetry.

By the time he gets to Texas, Josey has four companions he never chose but is content to ride with and protect. Besides

Lone Watie, there is a squaw named Little Moonlight, rescued from a pair of bounty hunters who made the fatal error of thinking they had captured Josey Wales. In one of the film's best gun handling scenes Eastwood does a double road agent's spin with the Walkers and shoots both men down. His final companions are two white women, survivors of a doomed wagon train from Kansas; the belligerent and indomitable Grandma Sara, played by Paula Trueman, and her granddaughter Laura Lee, played by Sondra Locke.

In a poetic turn, Wales has replaced his family with a group of lost souls who first depend upon him for their survival, and in the end return the favor by helping save Josey from both the Union Army and from himself. It is a story that has all the right elements, from tragedy to redemption. It is western filmmaking as it should be.

GUN DETAILS

The choice of Walter Colts for Josey Wales was in keeping with the period, since many confederate soldiers carried older guns or guns captured on the battlefield. Having already returned to farming in Missouri before the end of the war, Wales wasn't likely to own a later-model revolver, which doesn't explain away the Richards-Mason in the ashes, but let's not dwell on inaccuracies but rather on some interesting facts. In 1976, Colt had not introduced the Second Generation Walker. That model would not appear until 1980, so the guns in Josey Wales' holsters were either originals or hand built copies, some of which are known to have been done as early as 1940s. the Walkers in

(Above) Carried in a shoulder holster of similar design, the cut-down 1860 Army (which on occasion became a cut down Richards Mason 1860 Army cartridge conversion) played a major part early in the movie. (Above left) The one gun that rarely changed throughout the movie was Wales' 1860 Army, which was always carried tucked inside his holster belt.



our photos are reproductions made in Italy by A. Uberti with a little appropriate aging added, compliments of R.L. Millington at ArmSport LLC. As for the scenes where the guns have been converted



to fire cartridges, that was purely studio armory work, which only catches your eye a few times in the close-up shooting scenes when it is obvious these Walkers do not have nipples or percussion caps! In other scenes, and in the famous studio promotional shot of Eastwood with his arsenal of Colts, they do. The 1860 Army revolvers carried by "Redlegs" Terrill and his men, as well as the one tucked in Josey's belt, were likely early reproductions manufactured in Belgium and sold by Centennial Arms. Back in 1976, you could buy one for \$59, so prop departments were stocking up. Centennial also had colt 1851 Navy and Remington New Model Army replicas, all Civil War appropriate. They even had Second Model and Thrid Model Dragoons, but no one had a Walker! Today, copies of the 1860 Army made in Italy by A. Uberti are among the most popular cap-and-ball revolvers on the market. The short barrel 1860 Army, based on original cut down guns of the civil War era, is another modern reproduction manufactured in Italy by Pietta and sold through Taylor's & Company. The shoulder holster is similar to the one worn by Clint Eastwood and was handcrafted for the author about 10 years ago.

The Sharps rifle was well known and well respected by soldiers on both sides of the Civil War, but in 1865, Sharps rifles were still charged with loose powder, cap and ball, or paper cartridges. The model carried by Josey Wales, circa 1865, wouldn't exist for almost another decade. But inasmuch as you never actually see him load it, we'll concede the point to the prop department. The .45-70 Sharps

Sporting Model used in this article was handcrafted in Italy by the firm of Armi Sport imported by

Taylor's & Company, which also fitted the 32-inch octagonal barrel with a period correct 30-inc scope.

The belt holsters worn by Eastwood could best be described as cut up Confederate holsters modified to suit whatever gun could be found at the time. In the case of the Walkers, the bottoms were cut out as well so the barrels could extend through. For a copy we turned once again to master holster maker Jim Lockwood, and after watching the film and looking at stills, he was able to duplicate Josey's Walker holsters, including an exact copy of the engraved belt buckle. The engraved silver buckle was handcrafted by Mike Ekstrom.

As movie guns go, the guns of Josey Wales are consistent scene stealers, pretty hard to do when you have a story and cast this good.

FOR MORE INFORMATION CONTACT:


Taylor's & company, Inc.
304 Lenoir Dr. Dept. CAS
Winchester, VA 22603
www.taylorsfirearms.com

Legends in Leather (Jim Lockwood)
8100 N Red Oak Rd. Dept. CAS
Prescott, AZ 86305; 928-717-2175
www.legendsinleather.com

Michael Estrom
1342 Goodwin St, Dept. CAS
Chino valley, AZ 86323
928-636-1536
www.legendsinleather.com

THE COMPLETE AR RIFLEMAN

2012 issue



SNEAK PEEK...



NOW AVAILABLE at your local store and online Tactical-Life.com

FOLDING HUNTING RIFLES



Centerfire - Premium Grade

Folding barrel single shot rifle, completely machined from solid high quality steel, extremely safe, the hammer will not be cocked automatically when closing the gun but pushing the specific button on the tang; when cocked, it can be easily uncocked pushing the button that will come backwards putting the gun in safety mode. Monobloc barrel, disassembling with a simple pin, bottom quality rifling. Williams fiber optic sights, prepared for optic mounts. Hammer cock with lever/button on tang. Adjustable trigger. Two safeties, one automatic. Pistol grip stock with quality wood to metal fit, and rubber buttplate.

Model	Caliber	Barrel length		Total length		Grooves and twist rate		Weight	
		IN	CM	IN	CM			KG	LBS
Overtop Rifle	223 Rem	23" 1/2	60	42"	107	6	1x12 in	2,86	6,3
Overtop Rifle	223 Rem	23" 1/2	60	42"	107	6	1x14 in	2,86	6,3
Overtop Rifle	243 Win	23" 1/2	60	42"	107	6	1x10 in	2,86	6,3
Overtop Rifle	22 Hornet	23" 1/2	60	42"	107	6	1x16 in	2,86	6,3
Overtop Rifle	5,6 x 50	23" 1/2	60	42"	107	6	1x14 in	2,86	6,3
Overtop Rifle	6,5 x 50	23" 1/2	60	42"	107	6	1x8 in	2,86	6,3

Economy Grade



SINGLE BARREL EXTERNAL HAMMER
Mod. RC92 Smoothbore

Model	Caliber	Barrel length		Total length		Grooves and rate	Trigger	Weight	
		IN	CM	IN	CM			KG	LBS
Rifle RC 92	8 Centerfire	25" 1/2	65	42"	107	Smoothbore	Double	1,55	3,4
Rifle RC 92	9 mm Flobert	25" 1/2	65	42"	107	Smoothbore	Double	1,55	3,4
Rifle RC 92	6 mm Flobert	25" 1/2	65	42"	107	Smoothbore	Double	1,55	3,4
Rifle RC 92	22 LR	19" 3/4	50	36" 1/4	92	6 1x16 in	Double	1,4	3,3

2011 marked the 150th anniversary of the American Civil War (1861–1865).

In revolt of political decisions being made at the time, 11 southern states declared their secession from the United States and formed the Confederate States of America ("the Confederacy"); the remaining 25 states supported the federal government ("the Union").

Four plus years of fighting within the borders of the United States caused neighbours, friends and families to be separated due to differences of political beliefs and values.

The conflict began on April 12, 1861, when Confederate forces attacked the U.S. military installation at Fort Sumter in South Carolina. The North responded by calling for a volunteer army from each state to recapture federal property, which led to declarations of secession by four more states.

Both sides raised armies as the Union seized control of the Border States early in the war and established a naval blockade. The confederacy scored many decisive victories early in the conflict due to the supremacy in their command staff and individual soldier's skills. However, the north quickly rebounded with technological advances and industrialization combined with troops and commanders being tempered in battle. The conflict proved to be



one of the darkest eras in American history which was paid for with the destruction of property, life, and limb from both sides.

Chiappa Firearms in recognition of those who fought on both sides of this conflict, and commemorating their sacrifices, has developed a series of 150th Civil War Anniversary models of some of the most famous firearms used during the conflict by both the North and the South.

Two models were released in 2011, the first year of the 150th Anniversary: the 1842 Smoothbore (defarbed) and the 1855 first model. The 1842 defarbed model features the choice of two lock plates, Springfield Armory or Harpers Ferry, creating yet another milestone in the Chiappa Firearms legacy which was the offering of the first production Civil War replica with historically correct markings and features.

The Commemorative Model 1855 (First Model) has special features and an engraved leather sling identifying the product as the 150th Anniversary. Each rifle carries also an engraved medallion with an image of the battle and a certificate of authenticity.

New commemorating models will be released for each year of the Anniversary period, please check on our website to find out which is the next!

SOME OF OUR BLACKPOWDER DISTRIBUTORS IN THE WORLD:



“150th Civil War anniversary project”

1842 MUSKETS

Both the Harpers Ferry and Springfield Armories produced the Model 1842 U.S. Percussion Musket in great numbers from 1844 to 1855. The Model 1842 was notable in several aspects, mainly that it was a .69 caliber musket. Additionally, it was the first weapon made at both the Harpers Ferry and Springfield Armory with completely interchangeable parts. Harpers Ferry produced 103,000 while Springfield produced 172,000 for a total production surpassing a quarter of a million arms.



1842 RIFLED MUSKET .69 cal

During 1856-1859 about 14,000 of the smoothbores were rifled and approximately 10,000 of these were fitted with rear sights. Our model features a machined 900 yard, long-range rear sight. This musket is the same as the 1842 smoothbore except the barrel has been rifled with 3 lands & grooves. This musket features a one-piece walnut hand oil finished.



1842 U.S. PERCUSSION MUSKET

This reproduction is true to the original measurements, with a 42" barrel and a total length of 58 inches. The lockplate is stamped with Federal eagle in front of the hammer and vertically marked "Spring-field" in two lines behind the hammer. The lock and tang are dated 1847. The barrel is stamped with the correct style V.P. and eagle head proof marks are on the breech. The butt plate is marked U.S. The sling swivel is riveted as per the original. One piece walnut oil finished stock. NSSA approved.




1842 U.S. SHORT RIFLE

The U.S. Model 1842 was the last smoothbore musket, while simultaneously being the first with fully interchangeable parts (machine-made) and the first with an adjustable percussion lock. It was not made in great numbers. Total production of both the Springfield and Harpers Ferry Armories was only 272,565 over the course of 12 years. A few of these smoothbore muskets were converted to "Rifled Muskets" and a few were converted into the two band "Short Rifled Musket". Often mistaken for an "Artillery" model, the short 33 inch barrel was a favorite for close quarters and mounted units.



This lock, marked Harpers Ferry is supplied in addition to the standard Springfield lock on the Defarbed Musket produced as a commemorative model of the American Civil War.

The 150th Anniversary Civil War Commemorative 1842 manufactured by Armi Sport Chiappa is very close to the original musket and is probably the most accurate "production model" replica ever made and approved by the NSSA (North South Skirmish Association). All proofs & non historic marks are hidden under the stock to preserve a "Historic" appearance.



970.000 - Bayonet 1861 Springfield
This quality reproduction bayonet is manufactured in Italy. Stamped "US". Reproduced as per the original with high quality steel, in Armoury Bright.
Also Available: 970.001 Bayonet 1842 Springfield.



NSSA APPROVED



The Model 1842 was the last U.S. smoothbore musket and the first U.S. musket to be produced with a percussion lock.

Model	Caliber	Barrel length		Total length		Grooves and twist rate		Thr.	Lock	Weight	
		IN	CM	IN	CM					KG	LBS
1842 Rifle	.69	42"	107	58"	147	smoothbore		M8x1	Percussion	4,8	10,6
1842 Rifle	.69	42"	107	58"	147	3	1x63 in	M8x1	Percussion	4,8	10,6
1842 Short Rifle	.69	33"	84	49"	124	3	1x63 in	M8x1	Percussion	4	8,8
1842 Defarbed 150° Anniversary	.69	42"	107	58"	147	smoothbore		M8x1	Percussion	4,8	10,6

by James C. Fulmer



New Release for Civil War Anniversary

"In preparing these volumes for the public, I have entered upon the task with sincere desire to avoid doing injustice to any one, whether on the National or Confederate side, other than the unavoidable injustice of not making mention often where special mention is due." U.S. Grant (Mount MacGregor, New York, July 1 1885)

The 150th anniversary of the American Civil War is upon us. The words that Ulysses S. Grant wrote in the preface to his book Personal Memoirs of U.S. Grant. I will take to heart in my writings. During the next few years there will be many articles written about the 150th Anniversary. It is an important time in the history of the United States of America and an important time in the history of muzzleloading firearms and accoutrements.

This month 150 years ago, July 21, 1861, the First Battle of Bull Run/Manassas took place. Manassas was the name given to the battle by the confederate forces because it took place near the town of Manassas in Prince William County, Virginia. It is common for many of the same battlefields to have different names because the North and South forces gave them their own names and both stuck in history. April, 1861 – just months after the start of the war with firing on Fort Sumter in South Carolina the Northern public clamored for a march against the Confederate capital of Richmond, Virginia, with hopes of an early end to the war. Brigadier General Irvin McDowell was appointed by President Lincoln to command the Union Army in its march against Richmond. McDowell was concerned about the untried and untrained men in his army. He was reassured by President Lincoln, "You are green, this is true, but they are green also; you are all green alike." Against McDowell's better

judgment he commenced his campaign against the Confederate Army commanded by General Beauregard.

On July 21st Brigadier General McDowell advanced across Bull Run towards the equally unseasoned Confederate army of Brigadier General P.G.T. Beauregard near Manassas Junction. McDowell's plan for a surprise flank attack against the Confederate left was not well executed by his inexperienced officers and men, but the Confederates, who had been planning to attack the Union left flank, found themselves at an initial disadvantage.

Confederate reinforcements arrived from the Shenandoah Valley by railroad and the course of the battle changed. A brigade of Virginians under a relatively unknown Colonel from the Virginia Military Institute, Thomas J. Jackson, stood his ground and Jackson received his famous nickname, "Stonewall Jackson." The Confederates launched a strong counterattack and the Union Troops

began withdrawing. Many panicked, and the battle turned into a rout as Union troops frantically ran in the direction of nearby Washington, D.C. Both sides were sobered by the violence and casualties of the battle, and they realized that the war could be much longer and bloodier than originally anticipated. For more information about the 150th Anniversary Celebration at the Battlefield site go to www.manassascivilwar.org.

When we think of the American Civil War we automatically think of the .58 caliber Minie ball and the 1855 and 1861 rifled muskets. But just as common in the war – especially in the earlier battles – was the Model 1842 percussion musket. The Model 1842 was the last U.S. smoothbore musket. It was the first U.S. musket made with a percussion lock, though most of the 1840 flintlocks ended up converted to percussion locks before reaching the field. The Model 1842 was .69 caliber with a barrel length of 42 inches and an overall length of 59 inches, and it weighed



Left to right: Steven Hench and Mac Spencer of the Kentucky Rifle Association; Dorothy Maxfield and Barry Maxfield of the Contemporary Longrifle Association.



Stan Swanner, a sales representative for Chiappa Firearms, will be inducted into the 2011 SASS Hall of Fame.

10 pounds.

A great effort was placed in the manufacturing process for the Model 1842. It was the first small arm produced in the U.S. with interchangeable machine-made parts. It was produced at both Harpers Ferry and Springfield Armories. Harpers Ferry produced 103,000 and Springfield produced 172,000 between 1844 and 1855.

The Model 1842 was produced with an intentionally thicker barrel than necessary, the war could be much longer and bloodier than originally anticipated. For more information about the 150th Anniversary Celebration at the Battlefield site go to www.manassascivilwar.org. When we think of the American Civil War we automatically think of the .58 caliber Minie ball and the 1855 and 1861 rifled muskets.

But just as common in the war – especially in the earlier battles – was the Model 1842 percussion musket. The Model 1842 was the last U.S. smoothbore musket. It was the first U.S. musket made with a percussion lock, though most of the 1840 flintlocks ended up converted to percussion locks before reaching the field. The Model 1842 was .69 caliber with a barrel

length of 42 inches and an overall length of 59 inches, and it weighed 10 pounds.

A great effort was placed in the manufacturing process for the Model 1842. It was the first small arm produced in the U.S. with interchangeable machine-made parts. It was produced at both Harpers Ferry and Springfield Armories. Harpers Ferry produced 103,000 and Springfield produced 172,000 between 1844 and 1855. The Model 1842 was produced with an intentionally thicker barrel than necessary, with the assumption that it would likely be rifled later. As the designers anticipated, many of the Model 1842 were rifled to accept the newly developed Minie ball.

The Minie ball is not a ball, as the name implies, but in fact a conical bullet with a skirt that expanded when fired so that it tightly gripped the barrel to take advantage of the rifling. The conical shape of the bullet, combined with the spin of the rifling, made the Minie ball much more accurate than the round ball that it replaced. Tests conducted by the Army showed that the .69 caliber Minie ball was not as accurate as the .58 caliber Minie ball. For these reasons the Model 1842 was the last .69 caliber musket. The Army standardized to the .58 caliber Minie ball and produced Model 1855 and Model 1861 rifled muskets.

For the 150th anniversary of the American Civil War, Chiappa Firearms has decided to release a special edition of the Model 1842 smoothbore musket. Chiappa plans on releasing a special edition firearm every year of the 150th Anniversary based on the firearm's use and impact on the war. Chiappa's Model 1842 will come with

two lock plates, both stamped 1847; one plate will be a Harpers Ferry and one plate will be Springfield.

The Model 1842 I tested was very well made and fitted. It is also North-South Skirmish Association approved. The N-SSA are the experts on the Civil War firearms and they approve the best firearms to be shot at their competitions at Fort Shenandoah. Ezechiele Chiappa founded Armi Sport in 1958 in Brescia, Italy, and was among the pioneers who gave birth to the replica firearms world. Over the many years and everchanging world the business is still proudly owned and controlled by the Chiappa family.

The business is now known as The Chiappa Group – located in Brescia, Italy – an industrial corporation that includes Armi Sport, Kimar, ACP, Costa, and Chiappa Firearms Ltd. - located in Dayton, Ohio. The current President and CEO is Rino Chiappa, son of Ezechiele.

I had the opportunity to meet some of the family at IWA in Nuremberg, Germany, and some more at the NRA annual convention in Pittsburgh, Pennsylvania this year. It is truly a family business. While I was visiting at the Chiappa booth at the NRA convention I met and talked to Stan Swanner, who is a sales representative for Chiappa. He is also known as Deadwood Stan SASS Regulator 7275.

Chiappa is also known for its Cowboy guns, and Stan uses many of them when he shoots in Single Action Shooting Society events.

He is actually quite famous, and has been inducted into the SASS Hall of Fame, which is a great honor. Many of the Chiappa firearms that Stan uses, including the 150th anniversary Model 1842 smoothbore musket, are available at Taylor's & Company, Inc., Winchester Virginia. Or go to www.chiappafirearms.com for a dealer near you.

A stand can be made against invasion by an army; no stand can be made against invasion by an idea."

Victor Hugo (1802-1885)



The Chiappa Firearms 150th Anniversary of the American Civil War 1842 musket comes with a pair of lock plates, one Springfield and the other Harper's Ferry as shown above.



U.S. MODEL 1855 PERCUSSION RIFLE 2° Model 910.034

Later models of the 1855 were manufactured with some changes from the earlier models, two leaf rear sight, iron forend cap and a patchbox on right side of butt.

The Model 1855 was a .58 caliber, compared to previous muskets which were a bigger .69 caliber. However, tests conducted by the U.S. Army showed that the smaller .58 caliber was more accurate when used with the recently invented minie ball; in fact, the Model 1855 had an effective range of 500 yards and was deadly to over 1000 yards. Furthermore it used the Maynard tape primer, which was an attempt at improving the percussion cap system: instead of using individual caps which had to be placed for every shot, the tape was automatically fed every time the hammer was cocked. The Model 1855 was in production until 1860 and was the standard-issue firearm of the regular army in the pre-Civil War years, with a total of approximately 60,000 muskets produced. It was actually the best arm available at the beginning of the conflict and saw action throughout the entire war being used by both sides.

The model 1861 Springfield rifled musket was the main firearm of the Civil War.

The model 1861 Springfield, a Minié-type rifled musket shoulder arm, was the main firearm of the Civil War, favored for its range, accuracy, and reliability. At the end of 1863 most Federal infantrymen were armed either with this musket or the Enfield. Almost a million pieces were produced, mainly by Springfield Armoury but contracts were also made with many other companies: Remington, Whitney, Janks, Savane among the most famous - and even Manton in London and Suhl in Germany. Overwhelmed by the demand, the Springfield Armory where they were officially made opened its weapons patterns up to twenty private contractors.

The Springfield had an effective range of 200 to 300 yards, and used percussion caps to fire rather than the flintlocks of the 18th century. The Maynard tape primer, used by the 1855 model, was eliminated with the 1861 model as it proved to be expensive and unreliable in damp weather conditions. Trained troops were able to fire at a rate of three rounds per minute while maintaining accuracy up to 500 yards, though firing distances in the war were often much shorter. The Springfield was aimed using flip-up leaf sights, which were set to 300 and 500 yards. The Springfield Model 1861 was equipped with a triangular socket bayonet.




U.S. MODEL 1861 PERCUSSION RIFLE

This piece features a one-piece forged barrel; military style sights; steel butt plate, trigger guard and barrel bands; a swelled ramrod like the original muskets. The lock is marked "1861 Springfield" with an eagle, and it features a one-piece walnut, oil finished stock. NSSA approved.



U.S. MODEL 1855 PERCUSSION RIFLE

This model features a full one piece walnut hand oil finished stock. The lock features a non-functioning, Maynard tape primer, lid engraved with an American eagle. The lid will open and close.



■ 970.000 - Bayonet 1861 Springfield

This quality reproduction bayonet is manufactured in Italy. Stamped "US". Reproduced as per the original with high quality steel, in Armoury Bright.

Also Available: 970.001 Bayonet 1842 Springfield.



■ The barrel on the 1861 Springfield is manufactured in the same way as the original, one-piece forged barrel.

Model	Caliber	Barrel length		Total length		No. of grooves and twist rate	Thr.	Lock	Weight	
		IN	CM	IN	CM				KG	LBS
Springfield 1855 Rifle	.58	40"	102	56"	142	3 1x66 in	M8x1	Percussion	4,6	10,1
Springfield 1855 2° Model	.58	40"	102	56"	142	3 1x66 in	M8x1	Percussion	4,6	10,1
Springfield 1861 Musket	.58	40"	102	56"	142	3 1x66 in	M8x1	Percussion	4,6	10,1
Springfield 1861 Musket	.58	40"	102	56"	142	Smoothbore	M8x1	Percussion	4,6	10,1



NSSA APPROVED

Zouave

Not much is known about the “Zouave” Remington model, starting from the name. Actually there were units in the Civil War who called themselves Zouaves (the original “Zouaves” were French troops recruited in North Africa), but there’s no evidence the Zouave Rifle was issued to Zouave units. They were excellent rifles, but for some reason they were never used during the war, or at least there isn’t evidence they were - they just remained in storage, so the surviving examples remained in very good condition and were sold after the war to civilian owners.

Nevertheless it is perhaps the most beautiful crafted military rifle ever made, and this is probably why the gun became as a replica the most famous CW rifle. The Zouave is the first musket replica ever made, when production started in Italy in the late ‘60 and early ‘70s. Armi Sport started the production of its Zouave model in 1968, and offers today 5 different versions: a carbine and a rifle, each available with 3 grooves or in the smoothbore version. The 7- groove “Match” version is our “feather in the cap”. Armi Sport is the only manufacturer producing the 7 grooves rifling, as was the original bore. Our replica is thoroughly faithful to the original, except for the satin finish of the barrel, to minimize light reflection. This Zouave Match model was developed in cooperation with three Italian champion shooters and the result of this team work was... two gold medals and one silver medal at the World Championship in Adelaide, Australia, in August 2008.




REMINGTON MODEL 1863 ZOUAVE

This musket features a blued barrel and color case-hardened lock marked “US” with an eagle.

The triggerguard, barrel bands and patchbox are finished in highly polished brass. This musket features a blued barrel and color case-hardened lock marked “US” with an eagle. The triggerguard, barrel bands and patchbox are finished in highly polished brass.

REMINGTON MODEL 1863 ZOUAVE MATCH

Chiappa Firearms is the only producer of the 7 grooves version. Zouave “Match” features 7 grooves rifling and accurized mechanism and sights. This model won several gold and silver medals in World and European Muzzleloading MLAIC Championships.



REMINGTON MODEL ZOUAVE MUSKETOON

This musketoön features a blued barrel and color case hardened lock marked “US” with an eagle.

The triggerguard, barrel bands and patchbox are finished in highly polished brass.



1862 C.S. RICHMOND MUSKET



The Richmond features a one-piece forged barrel; military style sights; steel trigger guard, barrel bands and brass butt plate and nose cap. The lock is marked 1862 to the left of the hammer and C.S. Richmond, VA to the right of the hammer. The barrel has the VP and the eagle head stamping to the left of the breech; one piece walnut oil finished stock.



1862 RICHMOND CARBINE


Chiappa Firearms’s Richmond Carbine faithfully reproduces all the details of the original weapon: the sling swivels fixed to the front band, trigger guard and stock; butt plate and forend tip made of brass; ramrod with tulip tip. All components are produced in the plant of Azzano Mella, with high-precision machinery which guarantees perfect interchangeability with original firearms. The stock is one piece walnut, manually oiled according to tradition. The barrel is button rifled, with a .58 caliber and three right handed grooves with a rate of 1x65”, yielding excellent shooting performance.

Richmond

The C.S. Richmond musket was manufactured from 1861 to 1865 by the Richmond Armoury in Richmond, Virginia. This musket was produced in larger numbers than all other Confederate longarms manufactured during the Civil War. The Richmond model has an intriguing story: at the beginning of the Civil War, the Confederates suffered from a lack of resources to produce small arms weapons. In 1861, after the secession of Virginia, the Union Army tried to burn the arsenal and the machinery that were in the town of Harper’s Ferry, which they feared would shortly fall into the hands of the Confederates. However, inhabitants managed to protect the machinery, which was later dismantled and sent to various locations and arsenals in the South, in particular to Richmond, the capital of the Confederate States.

Being produced with equipment built for the production of model 1855, the first samples of firearms produced by the Richmond Armoury were very similar to the Springfield model, but they did not use the Maynard primer which was giving quite some problems. The main differences between the Springfield and the Richmond models were a different rear sight, the butt stock and the brass forend tip.

Model	Caliber	Barrel length		Total length		No. of grooves and twist rate	Thr.	Lock	Weight	
		IN	CM	IN	CM				KG	LBS
Zouave 1863 Rifle	.58	33”	84	49”	124	3 1x65 in	M8x1	Percussion	3,6	8
Zouave 1863 Musket	.58	33”	84	49”	124	Smoothbore	M8x1	Percussion	3,6	8
Zouave 1863 Match	.58	33”	84	49”	124	7 1x68 in	M8x1	Percussion	3,6	8
Zouave 1863 Carbine	.58	25”	63,5	40”	102	3 1x65 in	M8x1	Percussion	3	6,6
Zouave 1863 Carbine	.58	25”	63,5	40”	102	Smoothbore	M8x1	Percussion	3	6,6
Richmond 1862 Rifle	.58	40”	102	56”	142	3 1x66 in	M8x1	Percussion	4,6	10,1
Richmond 1862 Rifle	.58	25”	63,5	41”	104	3 1x66 in	M8x1	Percussion	3,9	8,7



1853 3 BAND ENFIELD MUSKET




The 1853 Enfield, also known as the "First Model" was manufactured between 1853 and 1863 by a large number of contractors including the Royal Small Arms Factory and the London Armoury Company. This replica has all the features of the original including the one piece, oil finished American walnut stock, original styled barrel bands and blued barrel. The Enfield is accented with brass buttplate, triggerguard and nose cap as per the original. The "V" style mainspring in the percussion lock and military style sights compliment this fine musket.

Typical of the many rifles imported from Europe during the Civil War, the Model 1853 .577 caliber Enfield was employed by both armies.

A key advantage of the Enfield over other imports was its ability to fire the standard .58 caliber bullet preferred by both the Union and Confederacy; the Enfield 1853 Rifle-Musket was the second most widely used infantry weapon in the war, surpassed only by the Springfield Model 1861 Rifled Musket. The term "Rifle-Musket" meant that the rifle was the same length as the musket it replaced, as a long rifle was thought necessary so that the muzzles of the second rank of soldiers would project beyond the faces of the men in front, ensuring that the weapon would be sufficiently long for a bayonet fight, should such an eventuality arise.



■ **970.102**
Identical to the original. Made of fine American leather in the USA, fits 1853 -3 band Enfield musket.



■ **970.000 - Bayonet 1861 Springfield**
This quality reproduction bayonet is manufactured in Italy. Stamped "US". Reproduced as per the original with high quality steel, in Armoury Bright.
Also Available: 970.001 Bayonet 1842 Springfield.

Sturdy, reliable, and extremely accurate even at extended ranges, it consistently outshot everything but the Whitworth and quickly became a favorite on both sides. The Confederates imported more Enfields during the course of the war than any other small arm, buying from private contractors and gun runners when the British government refused to sell them arms after it became obvious that the Confederacy could not win the war. It has been estimated that over 900,000 1853 Enfields were imported to America and saw service in every major engagement from the Battle of Shiloh (April, 1862) and the Siege of Vicksburg (May 1863), to the final battles of 1865.

The 39" barrel was fastened to the stock with three metal bands, so that the rifle was often called a "three band" model. Enfield also produced several shorter versions of its rifle-musket, all of which had 33-inch barrels and an overall length of 48½ inches. They were often called "two-band" Enfields after the number of bands securing the barrel and quickly became the top choice for Confederate sharpshooters, as they were lighter and handier.



1858 2 BAND ENFIELD MUSKET 910.004

Developed for the British Admiralty in the late 1850's, the 1858 Enfield Naval Pattern rifle was one of the most accurate weapons of its day. Case hardened lock, walnut stock with solid brass fittings. This version is a well balanced piece with an oil finished stock of American walnut as per the original. It features a case colored percussion lock, blued barrel bands and the correct style screws. The triggerguard, buttplate and nose cap are finished in brightly polished brass.

Model	Caliber	Barrel length		Total length		No. of grooves and twist rate	Thr.	Lock	Weight	
		IN	CM	IN	CM				KG	LBS
Enfield 1853 Rifle	.58	39"	99	55"	140	3 1x65 in	M8x1	Percussion	4	8,8
Enfield 1853 Musket	.58	39"	99	55"	140	Smoothbore	M8x1	Percussion	4	8,8
Enfield 1858 Rifle	.58	33"	84	49"	124	3 1x65 in	M8x1	Percussion	3,8	8,4

Kentucky Rifle

The sweeping, graceful lines of this style of rifle make it one of the most recognizable arms in American history. Known as the 'Pennsylvania' 'Kentucky' or 'Stump' rifle, this muzzleloader originated around 1720. It was modified from the short German 'Jaeger' hunting rifle into a longer, slimmer, lightweight gun that used a reduced powder charge and a smaller caliber projectile.

When the percussion lock was developed in the early part of the 19th Century, most of the flint 'Kentuckys' were converted to this new system. Their popularity continued well into the cartridge era.



KENTUCKY RIFLE PERCUSSION cal.45



KENTUCKY RIFLE FLINTLOCK cal.45

Highly finished one-piece walnut stock with oil finish. Furnished with brass buttplate, triggerguard large patchbox, side plate, thimbles and noscap. Case hardened lock plate. This model contains a 35" octagonal blued barrel. This rifle has a brass blade front sight and a steel open rear sight.

Kentucky Series

Model	Caliber	Barrel length		Total length		No. of grooves and twist rate	Thr.	Lock	Weight	
		IN	CM	IN	CM				KG	LBS
Kentucky Rifle	.45	35"	89	50"	140	6 1x36 in	M6	Percussion	3	6,6
Kentucky Rifle	.45	35"	89	50"	140	6 1x36 in		Flintlock	3	6,6
Kentucky Rifle	.50	35"	89	50"	140	8 1x45 in	M6	Percussion	3	6,6
Kentucky Rifle	.50	35"	89	50"	140	8 1x45 in		Flintlock	3	6,6

Kentucky Pistol cal.45

Perfect companion piece to the Kentucky rifle, the Kentucky pistol evolved around the late 1760's. Approximately one pistol was produced to every 250 rifles. It was a popular sidearm carried by Frontiersmen and American Army Officers during the Revolutionary War. The pistol followed the style and mechanical characteristics of its counterpart, the Kentucky rifle. The percussion lock was developed during the 1840's, its design remained unchanged from the flintlock pistol, except for an improved ignition system. This piece is available in .45 caliber, bird's head grip stock, with brass ramrod thimbles and color case hardened lock. The Kentucky pistol has a brass blade front sight and a steel open rear sight.



KENTUCKY PISTOL PERCUSSION cal.45



KENTUCKY PISTOL FLINTLOCK cal.45



Kentucky pistol flintlock cal.45 offered in a wooden case with glass cover containing: 1 pistol, 1 brass capper, 1 screwdriver, 1 nipple wrench, 1 brass oil can.



Kentucky Pistol Shooting Kit
Everything you need to get started.

Model	Caliber	Barrel length		Total length		Grooves and twist rate		Thr.	Lock	Weight	
		inch	CM	inch	CM	in	in			KG	LBS
Kentucky percussion pistol	.45	10"	25,4	15" 3/4	40	8	1x21 in 21" 1/4	M6	Percussion	1	2,2
Kentucky flintlock pistol	.45	10"	25,4	15" 3/4	40	8	1x21 in 21" 1/4		Flintlock	1	2,2
Kentucky perc. pistol wooden box	.45	10"	25,4	15" 3/4	40	8	1x21 in 21" 1/4	M6	Percussion	1	2,2
Kentucky flintlock pistol wooden box	.45	10"	25,4	15" 3/4	40	8	1x21 in 21" 1/4		Flintlock	1	2,2
Kentucky perc. pistol luxury case	.45	10"	25,4	15" 3/4	40	8	1x21 in 21" 1/4	M6	Percussion	1	2,2
Kentucky flintlock pistol luxury box	.45	10"	25,4	15" 3/4	40	8	1x21 in 21" 1/4		Flintlock	1	2,2
Kentucky Premium Shooting Kit	.45	10"	25,4	15" 3/4	40	8	1x21 in 21" 1/4	M6	Percussion	1	2,2



NAPOLEON LE PAGE PISTOL

■ Napoleon Le Page Pistol Match cal.45. This model has been specifically developed for advanced shooting. It features an adjustable rear sight. Barrel and lock have been fully machined for the highest accuracy.



NAPOLEON LE PAGE PISTOL - TWO BARRELS

■ Napoleon Le Page Pistol - interchangeable barrel cal. 4,5/45. This model offers a pistol in cal.45 with an interchangeable barrel in cal. 4,5 that gives the opportunity to shoot with the primer only, without black powder.



NAPOLEON LE PAGE PISTOL - ENGRAVED

■ Napoleon Le Page Pistol - hand engraved Percussion French style dueling pistol originally manufactured by the armorer Le Page for Napoleon Bonaparte, the French Emperor in 1811. Silver plated butt-cap and trigger guard. Highly polished lock and barrel. Walnut stock. Spur finger rest on trigger guard for target pistols. Double set triggers.



■ Napoleon Le Page pistol cal.45 offered in a wooden case with glass cover containing: 1 pistol, 1 brass capper, 1 screwdriver, 1 nipple wrench, 1 brass oilcan.



■ **Le Page Pistol Shooting Kit**
Everything you need to get started.



NAPOLEON LE PAGE PISTOL - BLACK & BRASS

■ Napoleon Le Page Pistol Black & Brass Percussion featuring black barrel, white recover and lock, polished brass butt-cap and trigger guard.

Model	Caliber	Barrel length		Total length		Grooves and twist rate	Thr.	Lock	Weight	
		inch	CM	inch	CM				KG	LBS
Napoleon Le Page	.45	10"	25,4	16,5"	41,9	8 1x21 in	M6	Percussion	1	2,2
Napoleon Le Page	4,5 mm	10"	25,4	16,5"	41,9	8 1x21 in	M6	Percussion	1	2,2
Napoleon Le Page in wooden case	.45	10"	25,4	16,5"	41,9	8 1x21 in	M6	Percussion	1	2,2
Napoleon Le Page interchangeable barrel	.45+4,5 mm	10"	25,4	16,5"	41,9	8 1x21 in	M6	Percussion	1,25	2,75
Napoleon Le Page Match	.45	10"	25,4	16,5"	41,9	8 1x21 in	M6	Percussion	1	2,2
Le Page Silver Premium Shooting Kit	.45	10"	25,4	16,5"	41,9	8 1x21 in	M6	Percussion	1	2,2
Le Page B&B Premium Shooting Kit	.45	10"	25,4	16,5"	41,9	8 1x21 in	M6	Percussion	1	2,2

Blank guns are handguns using special cartridges, that contain gunpowder but no bullet.

They reproduce the sound and sometimes the flash of a real firearm, but of course can be used safely. They have an obstruction welded inside the barrel to prevent use of live ammunition. There are different types of barrel inserts, manufactured according to the law requirements which differ from one country to another.

KIMAR PK 4



Blanks can be **TOP firing** (with gas escaping from a small hole on top of the barrel) or **FRONT firing** (with gas escaping from the muzzle of the barrel).

Blanks are used in a variety of applications: for training (assembly and disassembly of the gun, shooting position etc), sporting events, celebration and entertainment, theaters and movies, historical reenactment, dog training, signaling (from a boat, in the mountains etc).

MOD. 92 AUTO



MOD. 92 AUTO SECURITY KIT

Is offered both in blued or chrome finish in a nice showcase including a synthetic holster, flare adaptor and a space to include a knife or pepper spray, according to country regulation.

MOD. 85 AUTO



MOD. 75 AUTO



Model 92 AUTO can be supplied with wooden grips in both the black and the steel finish version.

Kimar offers a wide range of blank guns, most of which are available in both **FRONT** and **TOP** firing versions. Signal pistols (front firing) are caliber 9PA, but can be available in caliber 8 mm against a minimum order quantity.

Model	Caliber		Total length		Weight		No. shots	Finish	Grips
	Top Firing	Front Firing	MM	IN	KG	LBS			
PK 4	-	9 PA	195 mm	8	900 gr	1,98	9	Black	Polymer
PK 4	-	9 PA	195 mm	8	900 gr	1,98	9	Steel	Polymer
PK 4	9 PA	-	195 mm	8	900 gr	1,98	8	Black	Polymer
PK 4	9 PA	-	195 mm	8	900 gr	1,98	8	Steel	Polymer
Pistol 92 Auto	-	9 PA	215 mm	8,8	1100 gr	2,4	10	Black	Polymer
Pistol 92 Auto	-	9 PA	215 mm	8,8	1100 gr	2,4	10	Steel	Polymer
Pistol 92 Auto	8 mm	-	215 mm	8,8	1100 gr	2,4	16	Black	Polymer
Pistol 92 Auto	8 mm	-	215 mm	8,8	1100 gr	2,4	16	Steel	Polymer

Model	Caliber		Total length		Weight		No. shots	Finish	Grips
	Top Firing	Front Firing	MM	IN	KG	LBS			
Pistol 85 Auto	-	9 PA	170 mm	7	860 gr	1,9	6	Black	Polymer
Pistol 85 Auto	-	9 PA	170 mm	7	860 gr	1,9	6	Steel	Polymer
Pistol 85 Auto	8 mm	-	170 mm	7	860 gr	1,9	7	Black	Polymer
Pistol 85 Auto	8 mm	-	170 mm	7	860 gr	1,9	7	Steel	Polymer
Pistol 75 Auto	-	9 PA	203 mm	8	780 gr	1,72	9	Black	Polymer
Pistol 75 Auto	-	9 PA	203 mm	8	780 gr	1,72	9	Steel	Polymer
Pistol 75 Auto	8 mm	-	203 mm	8	780 gr	1,72	12	Black	Polymer
Pistol 75 Auto	8 mm	-	203 mm	8	780 gr	1,72	12	Steel	Polymer

MOD. LADY K



Kimar blank guns can be disassembled completely for cleaning and for training purpose; not all components correspond to the original.

MOD. KIMAR 911



MOD. SINGLE ACTION



Blank revolvers do not have a hole on the top of the barrel, as gas escapes from the space between cylinder and frame; they are in calibers .380/9mm blank or 6mm/.22 blank.



MOD. REVOLVER PYTHON


Kimar front firing guns are supplied with a flare adaptor; the machining of a thick, resistant threading allows for an easy assembly and disassembly of the flare adaptor.

Model	Caliber		Total length		Weight		No. shots	Finish	Grips
	Top Firing	Front Firing	MM	IN	KG	LBS			
Pistol Lady K	-	9 PA	153 mm	6,2	530 gr	1,17	5	Black	Rubber
Pistol Lady K	-	9 PA	153 mm	6,2	530 gr	1,17	5	Steel	Rubber
Pistol Lady K	8 mm	-	153 mm	6,2	530 gr	1,17	6	Black	Rubber
Pistol Lady K	8 mm	-	153 mm	6,2	530 gr	1,17	6	Steel	Rubber
Pistol 911 Kimar	-	9 PA	220 mm	9	910 gr	2	7	Black	Wood
Pistol 911 Kimar	-	9 PA	220 mm	9	910 gr	2	7	Steel	Wood
Pistol 911 Kimar	8 mm	-	220 mm	9	910 gr	2	9	Black	Wood
Pistol 911 Kimar	8 mm	-	220 mm	9	910 gr	2	9	Steel	Wood

Model	Caliber		Total length		Weight		No. shots	Finish	Grips
	Top Firing	Front Firing	MM	IN	KG	LBS			
Revolver Single Action	380	-	260 mm	10,6	1000 gr	2,2	6	Black	Polymer
Revolver Single Action	380	-	260 mm	10,6	1000 gr	2,2	6	Steel	Polymer
Revolver Single Action	6 mm - 22 blank	-	260 mm	10,6	1000 gr	2,2	6	Black	Polymer
Revolver Single Action	6 mm - 22 blank	-	260 mm	10,6	1000 gr	2,2	6	Steel	Polymer
Revolver Python 4"	-	380	235 mm	9,6	1000 gr	2,2	6	Black	Rubber
Revolver Python 4"	-	380	235 mm	9,6	1000 gr	2,2	6	Steel	Rubber
Revolver Python 4"	380	-	235 mm	9,6	1000 gr	2,2	6	Black	Rubber
Revolver Python 4"	380	-	235 mm	9,6	1000 gr	2,2	6	Steel	Rubber



MOD. REVOLVER POWER



MOD. FLARE PISTOL




REVOLVER MOD. 314



MOD. REVOLVER COMPETITIVE



MOD. 302



MOD. DERRINGER



■ 9 P.A. - 8 mm Knall - 380 - 22 Blank - 6 mm

Model	Caliber		Total length		Weight		No. shots	Finish	Grips
	Top Firing	Front Firing	MM	IN	KG	LBS			
Revolver Competitive	-	380	180 mm	7,3	660 gr	1,45	5	Black	Rubber
Revolver Competitive	-	380	180 mm	7,3	660 gr	1,45	5	Steel	Rubber
Revolver Competitive	380	-	180 mm	7,3	660 gr	1,45	5	Black	Rubber
Revolver Competitive	380	-	180 mm	7,3	660 gr	1,45	5	Steel	Rubber
Revolver Competitive	-	6 mm - 22 blank	180 mm	7,3	660 gr	1,45	5	Black	Rubber
Revolver Competitive	-	6 mm - 22 blank	180 mm	7,3	660 gr	1,45	5	Steel	Rubber
Revolver Competitive	6 mm - 22 blank	-	180 mm	7,3	660 gr	1,45	5	Black	Rubber
Revolver Competitive	6 mm - 22 blank	-	180 mm	7,3	660 gr	1,45	5	Steel	Rubber
Revolver Power	-	380	220 mm	9	800 gr	1,76	5	Black	Rubber
Revolver Power	-	380	220 mm	9	800 gr	1,76	5	Steel	Rubber
Revolver Power	380	-	220 mm	9	800 gr	1,76	5	Black	Rubber
Revolver Power	380	-	220 mm	9	800 gr	1,76	5	Steel	Rubber
Revolver Power	-	6 mm - 22 blank	220 mm	9	800 gr	1,76	5	Black	Rubber
Revolver Power	-	6 mm - 22 blank	220 mm	9	800 gr	1,76	5	Steel	Rubber
Revolver Power	6 mm - 22 blank	-	220 mm	9	800 gr	1,76	5	Black	Rubber
Revolver Power	6 mm - 22 blank	-	220 mm	9	800 gr	1,76	5	Steel	Rubber

Model	Caliber		Total length		Weight		No. shots	Finish	Grips
	Top Firing	Front Firing	MM	IN	KG	LBS			
Derringer	6 mm - 22 blank	-	125 mm	4,9	360 gr	0,8	2	Black	Polymer
Derringer	6 mm - 22 blank	-	125 mm	4,9	360 gr	0,8	2	Steel	Polymer
Derringer	6 mm - 22 blank	-	125 mm	4,9	360 gr	0,8	2	Gold	Polymer
Pistol mod. 302	6 mm	-	116 mm	4,6	286 gr	0,63	7	Black	Polymer
Revolver mod. 314	6 mm - 22 blank	-	160 mm	6,5	360 gr	0,8	7	Black	Polymer
Pistol Type Very	-	1"	190 mm	7,7	900 gr	1,98	1	Black	Polymer

ACCESSORIES


970.025 Fouling scraper cal. 58


970.033 Musket ramrod adaptor 5/8 to 10/32

970.034 Musket ramrod adaptor 12/24 to 10/32


970.032 Bullet puller with female thread cal. 54 58


970.035 Cleaning jag slotted


O98.264 Little Sharps Front Sight


770.064 Kentucky front sight


770.180 Sharps blade front sight


790.067 Kentucky / Napoleon Le Page rear sight


270.028 1887 choke - full

270.039 1887 choke - cylinder

270.038 1887 choke - modified


970.175 Thread adaptor male M5/10-32


970.056 Set 200 felt wad cal. 44

970.057 Set 200 felt wad cal. 58

970.252 Set 200 felt wad cal. 50

970.090 Set 200 felt wad cal. 69


970.063 Set 100 patches cal. 45-50

970.064 Set 100 patches cal. 54-58

970.065 Set 100 patches cal. 62-69


970.073 Tunnel Front Sight With Spirit Level For Sharps


970.010 Sight Aperture Inserts (10) For Use In 970.001 Sharps 970.003 Sharps


790.088 Napoleon Le Page front sight


O98.216 1892 Front Sight


970.030 Patch puller with female thread: 5ma cal.69 75

970.031 Patch puller with female thread: 5ma cal.58


970.193 Patches fluid oil


970.194 Cleaning solvent


970.052 Brass oil can


970.198 Cleaning tube


970.000 1861 Springfield bayonet

970.001 1842 Springfield bayonet


970.038 Musket nipple protector


970.176 Thread adaptor female M5/10-32


970.050 Screwdriver with wooden grip


970.049 Mahogany wooden case with glass cover internal velvet


970.046 Enfield sling

970.044 1861 Springfield sling

970.045 1842 Springfield sling


970.048 1865 Spencer sling


770.213 1892 Standard lever


770.451 1892 Bounty Hunter lever


770.327 1892 Rio Bravo Large loop lever


970.232 - cal. 44-50

970.234 - cal. 54-58

970.235 - cal. 69-7

970.233 - cal. 31-40


O98.027 1862 C.S. Richmond rear sight


O98.037 1842 Springfield rear sight


O98.015 Enfield rear sight


O98.002 1861 Springfield rear sight


O98.034 Remington Zouave rear sight


O98.041 Spencer rear sight


O98.038 Sharps Sporting rear sight


O98.039 Sharps Infantry rear sight


O98.040 Sharps carbine rear sight


O98.132 Sharps Buckhorn rear sight


970.005 Short Creedmoor diopter Sharps


970.006 Long Creedmoor diopter Sharps


O98.257 Mini Sharps diopter adjustable in elevation, eyepiece hole .031.


O98.215 1892 Lever Action Trapper rear sight


O98.240 1892 LA Carbine rear sight


730.030 Additional Eyecup .046" Sharps

730.031 Additional Eyecup .052" Sharps

730.032 Additional Eyecup .063" Sharps


770.514 1892-1886 LA Buckhorn rear sight



- 970.039 Pistol nipple wrench
- 970.040 Musket and pistol cal.45 pistol nipple wrench
- 970.041 1861 Springfield Rear sight base screw wrench




- 970.051 Pistol nipple wrench with wooden grip




- 970.053 Brass capper with cover



- 970.149 Brass straight line capper four wings style



- 970.182 Wooden gun pegs with brass cover



- 970.185 Set 100 nitrate paper sheets av. for cal.45
- 970.186 Set 100 nitrate paper sheets av. for cal.54



- 970.183 Paper cartridge set available for cal.45
- 970.184 Paper cartridge set available for cal.54




- 970.058 Straight line capper for pistol



- 970.059 Straight line capper for rifle



- 970.060 Powder measure 0-150 grs with nipple pin



- 970.061 100 Round balls box .440
- 970.154 100 Round balls box .445
- 970.062 50 Minié bullets .585 Grs.560
- 970.156 50 Conical flat nose bullets box .415
- 970.157 50 Conical flat nose bullets box .459
- 970.158 50 Conical flat nose bullets box .462
- 970.159 50 Conical flat nose bullets box .512
- 970.160 50 Spitzer style bullets box .459 - 500 gr
- 970.150 100 Round balls box .350
- 970.151 100 Round balls box .354
- 970.152 100 Round balls box .362
- 970.153 100 Round balls box .435



- 970.089 Set 500 pcs round bullets 4,5



- 970.077 Set 250 pcs. four wings musket caps



- 970.078 Set 100 pcs. pistol caps



- Brass rod tip available for cal.:
- 970.199 31 - 32
- 970.200 36 - 40
- 970.201 44 - 45
- 970.202 50
- 970.203 54
- 970.027 58
- 970.028 69
- 970.204 75




- 970.195 Grease for bullets



- 970.196 Bullet greaser in cal. .447 .451 - .454 - .459 .504 - .540 - .547




- 970.125 50 bullets 350 grains for spencer 56/50
- 970.127 50 Modern design paper cartridge bullets box Sharps .451
- 970.128 50 Modern design paper cartridge bullets box Sharps .541
- 970.161 50 Original design paper cartridge bullets box Sharps .451
- 970.162 50 Original design paper cartridge bullets box Sharps .541



- 970.190 Set 15 plastic bottles - 25 grs
- 970.191 Set 15 plastic bottles - 50 grs
- 970.192 Set 15 plastic bottles - 100 grs

- 970.084 Rod + 3 brushes cal. 4,5



- 098.025 Springfield 1842 percussion
- 098.022 Napoleon Le Page percussion
- 098.023 Kentucky percussion
- 098.004 Springfield 1861 percussion
- 098.026 Springfield 1855 percussion
- 098.070 Richmond percussion
- 098.018 Enfield 1853 percussion
- 098.113 Enfield 1858 percussion
- 098.029 Zouave percussion
- 098.030 Sharps blackpowder
- 098.031 Sharps cartridge
- 098.032 Spencer
- 098.024 Kentucky flintlock
- 098.217 Rochatte pistol
- 098.233 Springfield 1842 Short Rifle
- 098.153 Texas Sharps
- 098.261 Little Sharps



- 970.096 Set 5 Pistol Nipples



- 970.147 Pan Primer



- 970.101 Cartridge case spencer 56/50



- 970.076 Adjustable powder and shots measure



- 970.097 Set 5 Musket Nipples



- 970.098 Set 5 Connecticut Nipples



- 970.148 Nipple charger



- 970.011 Floating chamber extractor for Sharps



- 970.119 Brass shell kit cal. 451 (5 shells + 1 base)
- 970.012 Brass shell kit cal.54 (5 shells + 1 base)



- 970.080 Brass funnel for rifle
- 970.079 Brass funnel for pistol



- 970.102 Dies set cal. 56/50 spencer

- 970.197 Three led flint clamps bag



- 970.081 Flintlocks set 3/4"
- 970.130 Flintlocks set 1/2"



Accessories




■ 270.065 Moon clip holder **Rhino**. Magnetic moon clip pouch 360°rotating – holds two clips



■ 098.475 Lower Picatinny **1911-22** Synthetic short picatinny rail with 3 screws works for 1911-22 target and tactical models.



■ 970.300 Picatinny **m4-22** Synthetic picatinny rail with 3 screws. 100 mm length.



■ 970.303 **M4-22** quad picatinny front sight replacement Four sided short picatinny rail replacing standard front sight housing

Sights



■ 270.056 **Rhino** Rear Sight High quality, fully machined slotted rear sight adjustable in elevation and windage



■ 270.059 **Rhino** fluo rear sight High quality, fully machined slotted rear sight with high vis inserts, micrometric adjustment in elevation and windage



■ 770.515 **Rhino** red fiber optic front sight



■ 770.568 **Rhino** green fiber optic front sight



■ 270.065 Trigger group **m4-22** M4 fire control group, includes hammer, trigger, disconnect (cnc machined) and springs



■ 970.304 Moon clip set 10 pcs cal.40-9 mm **Rhino** Rhino specific steel moonclip, holds 6 rounds 40 or 9mm caliber – set of 10 clips

■ 970.305 Moon clip set 10 pcs cal.357 **Rhino**



■ 970.291 Trigger group **Rhino** Trigger parts kit, improves both double and single action pull. Must be installed by an authorized gunsmith or Chiappa Firearms service center. See page 12 for further details.



■ 970.288 Novak style fiber optic synthetic rear and front sights – work for **1911-22** and **M9-22** front dovetail .250"top/.325" bottom rear dovetail .375"top/.500"bottom



■ 970.287 Target style synthetic adjustable rear and front sights – work for **1911-22**- front dovetail .250"top/.325" bottom rear dovetail .375"top/.500"bottom



■ 098.456 Skinner rear sight A rugged, accurate sight designed to mount using the rear pre-drilled and tapped holes on top of the barrel, using weaver mount dimension. It is adjustable for windage and elevation and adjustments are locked in place with set screws.

Grips



■ 098.436 **1911-22** Wooden grips GI style



■ 098.437 **1911-22** Wooden grips GI style with CF logo



■ 098.356 **SAA 1873-22** Wooden grips



■ 970.309 **Kodiak-Alaskan** Red fiber optic front sight to fit on dovetail cut. 13 mm high



■ 970.276 **M4-22** Diopter M4 style polymer diopter adjustment in elevation and windage



■ 970.275 **M4-22 Carbine** carry handle M4 style carry handle made in polymer, standard dimension

■ 970.290 **M4-22 Pistol** carry handle M4 style carry handle made in polymer, modified with inletted front-sight

Magazines



■ 470.038 **M1-22** MAGAZINE **M1-22** synthetic magazine 10 rounds capacity



■ 470.012 **M9-22** Magazine **M9-22** synthetic magazine 10 rounds capacity



■ 470.037 **1911-22** Magazine **1911-22** synthetic magazine 10 rounds capacity



■ 470.006 **M4-22** Magazine 5 rounds Mfour synthetic magazine 5 rounds reduced capacity

■ 470.039 **M4-22** Magazine 10 rounds

■ 470.040 **M4-22** Magazine 28 rounds



Rhino Black Rubber Grip
■ 970.327 Small



Rhino Walnut Wooden Grip
■ 970.318 small,
■ 970.319 medium
■ 970.320 large



Rhino Olive Wooden Grip
■ 970.321 small,
■ 970.322 medium
■ 970.323 large



Rhino Laminate Wooden Grip
■ 970.324 small,
■ 970.325 medium
■ 970.326 large

Holsters



Paddle

■ **270.060 Techno-Polymer Civilian Rhino 2"**
Concealed carry rigid ABS holster with paddle module for use close to the body without the use of a belt and high ride module to position the holster high on the belt and close to the body.



Paddle

■ **970.328 Techno-Polymer Civilian Rhino 4"**
■ **270.061 Techno-Polymer Civilian Rhino 5" - 6"**
Concealed carry rigid ABS holster with paddle module for use close to the body without the use of a belt and high ride module to position the holster high on the belt and close to the body.



■ **270.062 Superghost Ultimate Holster Rhino**
A unique design for the fastest, safest and most innovative IPSC holster. Fully free-floating, adjustable in tilt, height and distance from your body, the locking mechanism allows you to draw straight from the holster without having to lift the gun first.



Paddle

■ **970.310 Techo-Polymer Civilian 1911-22**
Concealed carry rigid ABS holster with paddle module for use close to the body without the use of a belt and high ride module to position the holster high on the belt and close to the body.



Paddle

■ **270.064 Techno-Polymer Civilian M9-22**
Concealed carry rigid ABS holster with paddle module for use close to the body without the use of a belt and high ride module to position the holster high on the belt and close to the body.
■ **970.311 Techo-Polymer Civilian Sig 229**
■ **970.312 Techno-Polymer Civilian Glock 17-19 cal.9 cal.40**
■ **970.313 Techno-Polymer Civilian Glock cal.45**



■ **970.314 Nylon Carbon Belt 90**
Rigid Cordura belt for IPSC competition uses. Provided with Velcro and appropriate under-belt for trouser belt loops. Comfortable and rigid enough for lots of weight.
■ **970.315 Nylon Carbon Belt 100**
■ **970.316 Nylon Carbon Belt 110**
■ **970.317 Nylon Carbon Belt 120**



■ **791.011 Suede leather 2" Rhino**
Practical, resistant concealment holster made in suede leather. Designed for carrying weapons on the inside of trousers. It ensures maximum concealment, especially during the hotter months. The back of the holster body is structured specially to prevent contact with the body of the operator. A steel spring is applied to the leather loop which is stitched to the holster



■ **791.012 Brown leather 2" Rhino**
holster with flat back profile. Fits snugly to the body making it very easy and comfortable to wear and good weapon concealment, even under sweaters and jackets. Made in thick, top-quality Premium Leather. Excellent long-lasting performance in all conditions.



■ **791.014 Brown leather 6" Rhino**
holster with flat back profile. Fits snugly to the body making it very easy and comfortable to wear and good weapon concealment, even under sweaters and jackets. Made in thick, top-quality Premium Leather. Excellent long-lasting performance in all conditions.

ASSOCIATIONS SPONSORED BY THE CHIAPPA FIREARMS GROUP:



MLAIC - The "Muzzle Loaders Associations International Committee", referred to as M.L.A.I.C., is the world governing body for muzzle loading shooting. It was born to preserve and spread the interest in historic firearms.



NRA - The National Rifle Association of America (NRA) is an American non-profit organization which advocates for the protection of the Second Amendment of the United States Bill of Rights and the promotion of firearm ownership rights as well as marksmanship, firearm safety, and the protection of hunting and self-defense in the United States.



SASS - The Single Action Shooting Society is an international organization created to preserve and promote the sport of Cowboy Action Shooting™. SASS endorses regional matches conducted by affiliated clubs, stages END of TRAIL The World Championship of Cowboy Action Shooting, promulgates rules and procedures to ensure safety and consistency in Cowboy Action Shooting matches, and seeks to protect its members' 2nd Amendment rights. The Chiappa Group is among the founders of OWSS/SASS Italy.



CNDA - The Consociazione Nazionale degli Archibugieri is an association born to promote the culture and sport relating to ancient firearms.



CONARMI - The Consorzio Armaioli Italiani is a historic association of manufacturers of firearms in Italy, one of the most famous and historically significant locations for the production of firearms.



USA SHOOTING - USA Shooting, a non-profit corporation, was chartered by the United States Olympic Committee as the National Governing Body for the sport of shooting in April 1995. The organization implements and manages development programs and sanctions events at the local, state, regional, and national levels; developing shooting athletes from grassroots to Olympic medals.



NSSA - The North-South Skirmish Association (N-SSA) was formed in 1950 to commemorate the heroism of the men, of both sides, who fought in the American Civil War, 1861-1865. The N-SSA promotes the shooting of Civil War firearms and artillery and encourages the preservation and display of Civil War materials.



PPC - Precision Pistol Competition is a full size revolver and pistol shooting sport including short to long distance shooting



NMLRA - The National Muzzle Loading Rifle Association exists to promote, support, nurture, and preserve the rich historical heritage in the sport of muzzleloading through recreational, educational, historical, and cultural venues such as match competition, hunting, gun making and safety, historical re-enactments, exhibits, museums, libraries, and other related programs.



RUGER RIMFIRE - Ruger Rimfire Shooting Competitions are designed to be fun and safe shooting matches for the entire family. Incorporating both .22 LR pistols and rifles, courses of fire are created with safety as the top priority, but feature fun scenarios that meet any shooter's skill level.



STEEL CHALLENGE - The Steel Challenge is a speed shooting championship and governed by the Steel Challenge Shooting Association (SCSA). The competition was founded by Mike Dalton and Mike Fichman. The targets, made of steel, range in size from 10" round plates to 18"x24" square plates. The match is held every year in Piru, California and draws shooters from around the world.



USPSA - The United States Practical Shooting Association, or USPSA, is a non-profit membership organization that serves as the national governing body of Practical Shooting and is the US Region of the International Practical Shooting Confederation (IPSC). Its 16,500 members, and 350 affiliated clubs, make USPSA the dominant competitive pistol shooting organization in the United States and the largest Region within IPSC.

"A heart-felt thank you to all the people that helped in the development of this project; providing text, images or needed material. Warm thanks also to all the advertisers". - Giada Chiappa -

COPYRIGHT: ALL RIGHTS RESERVED

No part of this publication may be reproduced or transmitted in any form or by any means, electronic or mechanical, including photocopy, recording or any information storage and retrieval system, without permission in writing from Chiappa Firearms. Please note that all the extracts of article in this magalog that were already published in magazines are cover by their publishing house rights.

FOLLOW US ON:



For information regarding magazines Combat Handguns and Guns Of The Old West please visit www.tactical-life.com

THE USA COMPANY



In 2009, Chiappa Firearms, Ltd., expanded the North American operation moving to a new facility. Chiappa Firearms, Ltd. expanded operations to include manufacturing of multiple products specifically for the US Market.

Today, Chiappa Firearms, Ltd. has manufactured and or imported over 70,000 firearms into the United States and provides Customer support and warranty service for the entire Chiappa product line. Chiappa Firearms, Ltd. has impacted the Dayton, Ohio community with the creation of jobs for over 18 employees as well as economic growth for the community which includes distribution companies in the Dayton area and service

companies providing logistical support and fulfilling the service needs of a firearms manufacturer / distribution center.

The staff at the Dayton, Ohio location is instrumental in developing new product ideas with a specific goal in meeting the demands of the US market.

With the market research and product development efforts in the heartland of the US combined with the engineering & manufacturing expertise in Brescia, Italy, Chiappa Firearms has the ability to turn ideas into products faster than any other firearms company in the world, while providing the consumer in the US the product that they want, at a price that they can afford.

In October of 2006, Chiappa Firearms began the development of a physical presence in the United States servicing the North American market. Focusing on the needs of one of Chiappa Firearms largest markets, the Dayton, Ohio location was chosen to provide support to existing Chiappa Firearms distributors in the United States and Canada as well as market development for new products and ideas. Within two years product was being manufactured in Dayton, Ohio starting with the first of the rim-fire replica series, the 1873 SAA revolver.



Brescia, Italy  Dayton, OH

asteriskandpartners.it

CHIAPPA
firearms

www.chiappafirearms.com

